



NATIONAL
BETTING
AUTHORITY

GAMBLING INDUSTRY STATISTICS

- ✓ FINANCIAL RESULTS
- ✓ QUANTITATIVE DATA

JANUARY 2018 – MARCH 2021

(UPDATED TO INCLUDE RESULTS FROM JANUARY TO MARCH 2021)

Table of Contents

Main Findings (first quarter of 2021: January-March 2021)	3
Abstract	4
Class A&B licensed bookmakers' data for the period 2018-2021	5
Appendix - Terminology	14

€174.534.349

Comprehensive Income (Pay In)
of Class A and B Bookmakers
(JANUARY – MARCH 2021)

5%

Percentage (%) change of
Class A and B's Pay in
(COMPARISON OF 1ST QUARTER
OF 2020-2021)

€151.710.930

Total Profit Distribution (Pay Out)
of Class A and B
(JANUARY – MARCH 2021)

8%

Percentage (%) change of
Class A and B's Pay Out
(COMPARISON OF 1ST QUARTER
OF 2020-2021)

€22.823.419

Gross Gaming Revenue (GGR)
of Class A and B
(JANUARY – MARCH 2021)

-10%

Profit Margins for Class A and B
(JANUARY – MARCH 2021)

€2.286.837

Betting tax (10%) on the GGR
for Class A and B
(JANUARY – MARCH 2021)

-10%

Percentage (%) change of
betting tax for Class A and B
(COMPARISON OF 1ST QUARTER
OF 2020-2021)

6

Number of Class A licensed bookmakers

496

Licensed premises

12

Number of Class B licensed bookmakers

14.381

Number of blocked websites, which do
not hold a Class B license or offer illegal
betting services

This report has been prepared by the National Betting Authority and includes the publication of the Financial Results and Quantitative Data of the first quarter of the year 2021 (January-March), and is the continuation of the result's publication, whose ultimate goal is the maximization of transparency and better public awareness. More specifically, the present report provides the aggregated financial results for the first quarter of 2021 and figures for Class A¹ and B² bookmakers, authorized representatives, licensed premises, people in charge of the premises and the list of blocked websites.

It should be noted that, the process for licensing and regulating online betting services for Class B bookmakers was implemented on the 1st of October 2016. The first betting company granted a license by the end of December 2016 and was able to provide betting services from the 1st of January 2017. Three (3) Class B bookmakers commenced the provision of betting services towards the end of the second quarter of 2017.

Reviewing the most important financial results of the first quarter of 2021, an increase of 5% was recorded in the comprehensive income of Class A and B bookmakers (€174.534.349) compared to the same quarter of 2020 (€165.555.454). Compared to the first quarter of 2019, a decrease of -5% was recorded (€183.965.158).

From the aforementioned comprehensive total income, an amount of €31.380.753 refers to Class A bookmakers, while an amount of €143.153.596 refers to Class B bookmakers. The comprehensive income of Class A bookmakers showed a significant decrease of -52% between January – March 2021, with respect to the first quarter of 2020, and -61% decrease with respect to the first quarter of 2019. Regarding Class B bookmakers' comprehensive income, a significant increase of 42% was recorded in comparison to the first quarter of 2020, while a significant increase of 39% was recorded in comparison to the same quarter of 2019.

During the first quarter of 2021, the numbers of Class A (6) bookmakers remained constant, with respect to the fourth quarter of 2020. Increase of 3 bookmakers, was recorded on Class B bookmakers with respect to the fourth quarter of 2020.

The total profit distribution (pay out) for Class A and B players in the first quarter of 2021 has reached a total of €151.710.930, recording an increase of 8% in comparison to the same quarter of the last year. In comparison to the total profit distribution during the same quarter of 2019, a decrease of -7% was recorded. The largest share of the total profit distribution (pay out), which reached €126.897.439, were paid to Class B players.

The Gross Gaming Revenue (GGR) for Class A and B bookmakers during the first quarter of 2021 (€22.823.419) recorded in their entirety a decrease of -10% in comparison to the same quarter of

2020 (€25.288.062). In detail, the GGR for Class A bookmakers for the first quarter of 2021 decreased and reached a total amount of €6.567.262, denoting a significant decrease of -57% in comparison to the same quarter of 2020. The GGR for Class B bookmakers for the period between January – March 2021, reached a total amount of €16.256.157, resulting to an increase of 64%, compared to the same period in 2020.

The total number of Class A licensed premises has decreased nationwide by -11% during the first quarter of 2021 in comparison to the same quarter of the last year. In detail, the number of licensed premises reached a total amount of 496 nationwide, where Nicosia holds the highest number of licensed premises (171), followed by Limassol (148), Larnaca (88), Paphos (51) and Famagusta (38). It is worth noting, that a decrease of -65% was recorded in the number of cancellations and withdrawal of licenses during the first quarter of 2021 with respect to the same quarter of 2020. The employees within the licensed premises reached the number of 1247 during the first quarter of 2021, indicating a decrease of -7% in regards to the same quarter of 2020.

Finally, blocking procedure results (in action since 2015 and with regards to Class B bookmakers) reveal a significant increase of 2524% between the first quarter of 2021 and the same quarter of 2016. Specifically, the blocking list includes 14.381 websites as recorded in the first quarter of 2021, while just 548 websites were blocked in the same quarter of 2016. Furthermore, the number of blocked websites increased by 4%, compared to the fourth quarter of 2020, with 573 illegal websites being added to the list.

This report presents the findings of the current betting activity in Cyprus and is accompanied by tables with detailed figures and data.

It is noted that, the financial data presented in this report were significantly affected from the Covid-19 pandemic and the decrees issued by the Ministry of Health for the curbing of the coronavirus spread. In particular, as part of the measures that were adopted by the Republic of Cyprus for the safeguarding of the Public Health, the operation of all Class A betting premises was suspended from the 16th of March until the 23rd of May 2020. In addition, during the lockdown period and the restriction measures worldwide (March-May 2020), the vast majority of sporting events were suspended or cancelled. Further, during the second wave of the pandemic, the betting premises were operating under strict measures which were in effect from the end of November 2020. Therefore, the financial data indicators were negatively affected for the year 2020. Respectively, during the first quarter of 2021 there were restrictions measures that were applied for the licensed Class A betting premises, which affected the financial indicators negatively.

¹ The term "Class A" refers to land based betting/offline betting

² The term "Class B" refers to online betting

CLASS A&B LICENSED BOOKMAKERS' DATA FOR THE PERIOD 2018-2021

CLASS A&B

2018	QUARTER	JANUARY- MARCH	APRIL- JUNE	JULY- SEPTEMBER	OCTOBER- DECEMBER	2018
	Number of Licensees	19	19	19	19	
	Comprehensive Income (Pay In)	153,454,813 €	169,131,411 €	170,678,919 €	177,724,368 €	670,989,510 €
	Profit distribution (Pay Out)	133,671,527 €	147,229,831 €	146,672,217 €	154,206,401 €	581,779,976 €
	Gross Gaming Revenue (GGR)	19,783,286 €	21,901,580 €	24,006,703 €	23,517,966 €	89,209,535 €
	Betting Tax - 10%	1,978,329 €	2,190,158 €	2,400,670 €	2,351,797 €	8,920,954 €
Contribution tax - 3%	593,499 €	657,047 €	720,201 €	705,539 €	2,676,286 €	

2019	QUARTER	JANUARY- MARCH	APRIL- JUNE	JULY- SEPTEMBER	OCTOBER- DECEMBER	2019
	Number of Licensees	16	16	16	15	
	Comprehensive Income (Pay In)	183,965,158 €	176,480,276 €	190,747,191 €	215,545,609 €	766,738,235 €
	Profit distribution (Pay Out)	163,068,756 €	157,637,494 €	168,678,804 €	188,566,213 €	677,951,268 €
	Gross Gaming Revenue (GGR)	20,896,402 €	18,842,781 €	22,068,387 €	26,979,396 €	88,786,967 €
	Betting Tax - 10%	2,090,021 €	1,886,086 €	2,206,839 €	2,697,940 €	8,880,885 €
Contribution tax - 3%	627,006 €	565,826 €	662,052 €	809,382 €	2,664,265 €	

2020	QUARTER	JANUARY- MARCH	APRIL- JUNE	JULY- SEPTEMBER	OCTOBER- DECEMBER	2020
	Number of Licensees	15	15	15	15	
	Comprehensive Income (Pay In)	165,555,454 €	88,943,269 €	170,795,014 €	195,516,156 €	620,809,894 €
	Profit distribution (Pay Out)	140,267,392 €	78,218,964 €	145,903,955 €	167,071,964 €	531,452,768 €
	Gross Gaming Revenue (GGR)	25,288,062 €	10,724,305 €	24,891,059 €	28,444,192 €	89,357,126 €
	Betting Tax - 10%	2,528,806 €	1,072,431 €	2,490,012 €	2,846,313 €	8,938,512 €
Contribution tax - 3%	758,642 €	322,014 €	747,004 €	853,894 €	2,681,554 €	

2021	QUARTER	JANUARY- MARCH
	Number of Licensees	18
	Comprehensive Income (Pay In)	174,534,349 €
	Profit distribution (Pay Out)	151,710,930 €
	Gross Gaming Revenue (GGR)	22,823,419 €
	Betting Tax - 10%	2,286,837 €
Contribution tax - 3%	686,051 €	

* Note: Insignificant changes in the figures for the first and second quarter of 2018 are due to accounting reconciliation.

**Note: Insignificant changes in the figures for the first and second quarter of 2020 are attributed to the revision of a Licensee's tax and contribution statements

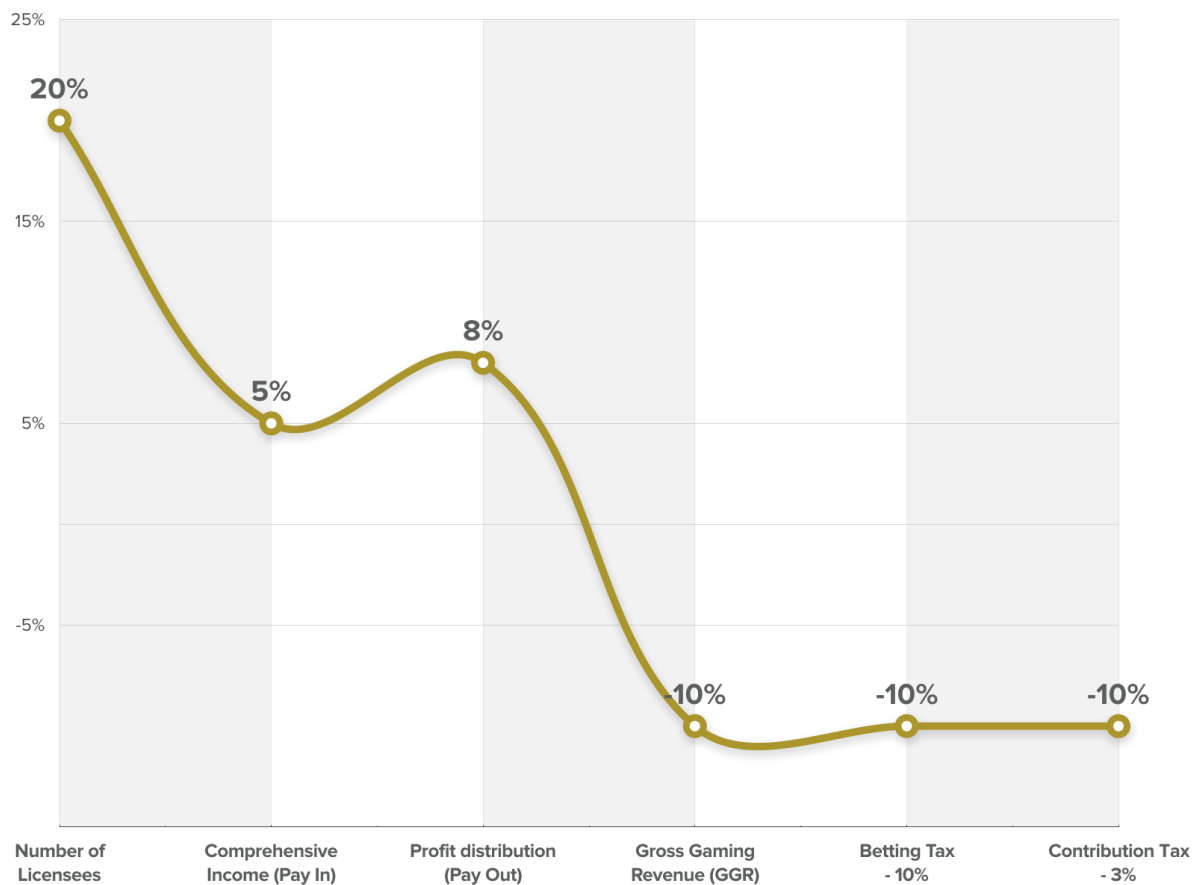
CLASS A&B LICENSED BOOKMAKERS' DATA FOR THE PERIOD 2018-2021

CLASS A&B

PERCENTAGE (%) CHANGE

QUARTER	JAN-MAR 2018-2019	JAN-MAR 2019-2020	JAN-MAR 2019-2021	JAN-MAR 2020-2021
Number of Licensees	-16% ▼	-6% ▼	13% ▲	20% ▲
Comprehensive Income (Pay In)	20% ▲	-10% ▼	-5% ▼	5% ▲
Profit distribution (Pay Out)	22% ▲	-14% ▼	-7% ▼	8% ▲
Gross Gaming Revenue (GGR)	6% ▲	21% ▲	9% ▲	-10% ▼
Betting Tax - 10%	6% ▲	21% ▲	9% ▲	-10% ▼
Contribution tax - 3%	6% ▲	21% ▲	9% ▲	-10% ▼

PERCENTAGE (%) CHANGE JANUARY - MARCH 2020-2021



CLASS A&B LICENSED BOOKMAKERS' DATA FOR THE PERIOD 2018-2021

CLASS A

2018	QUARTER	JANUARY- MARCH	APRIL- JUNE	JULY- SEPTEMBER	OCTOBER- DECEMBER	2018
	Number of Licensees		8	8	8	8
Comprehensive Income (Pay In)		76,302,358 €	78,669,110 €	82,989,307 €	85,105,185 €	323,065,960 €
Profit distribution (Pay Out)		62,568,789 €	64,188,991 €	67,300,668 €	68,570,007 €	262,628,455 €
Gross Gaming Revenue (GGR)		13,733,570 €	14,480,119 €	15,688,639 €	16,535,178 €	60,437,506 €
Betting Tax - 10%		1,373,357 €	1,448,012 €	1,568,864 €	1,653,518 €	6,043,751 €
Contribution tax - 3%		412,007 €	434,404 €	470,659 €	496,055 €	1,813,125 €
Profit Margin		18%	18%	19%	19%	19%

2019	QUARTER	JANUARY- MARCH	APRIL- JUNE	JULY- SEPTEMBER	OCTOBER- DECEMBER	2019
	Number of Licensees		6	6	6	6
Comprehensive Income (Pay In)		80,918,733 €	69,566,295 €	72,215,8345 €	86,361,148 €	309,062,010 €
Profit distribution (Pay Out)		66,368,666 €	57,053,344 €	57,528,640 €	69,538,943 €	250,489,593 €
Gross Gaming Revenue (GGR)		14,550,067 €	12,512,951 €	14,687,195 €	16,822,205 €	58,572,418 €
Betting Tax - 10%		1,455,007 €	1,251,295 €	1,468,719 €	1,682,220 €	5,857,242 €
Contribution tax - 3%		436,502 €	375,389 €	440,616 €	504,666 €	1,757,173 €
Profit Margin		18%	18%	20%	19%	19%

2020	QUARTER	JANUARY- MARCH	APRIL- JUNE	JULY- SEPTEMBER	OCTOBER- DECEMBER	2020
	Number of Licensees		6	6	6	6
Comprehensive Income (Pay In)		64,824,979 €	16,990,217 €	65,142,533 €	60,462,017 €	207,419,747 €
Profit distribution (Pay Out)		49,459,734 €	12,888,497 €	51,083,710 €	46,937,993 €	160,369,934 €
Gross Gaming Revenue (GGR)		15,365,245 €	4,101,721 €	14,058,823 €	13,524,024 €	47,049,813 €
Betting Tax - 10%		1,536,524 €	410,172 €	1,405,882 €	1,354,071 €	4,706,650 €
Contribution tax - 3%		460,957 €	123,052 €	421,765 €	406,221 €	1,411,995 €
Profit Margin		24%	24%	22%	22%	23%

2021	QUARTER	JANUARY- MARCH
	Number of Licensees	
Comprehensive Income (Pay In)		31,380,753 €
Profit distribution (Pay Out)		24,813,491 €
Gross Gaming Revenue (GGR)		6,567,262 €
Betting Tax - 10%		656,726 €
Contribution tax - 3%		197,018 €
Profit Margin		21%

Note: Insignificant changes in the figures for the second quarter of 2020 are attributed to the revision of a Licensee's tax and contribution statements

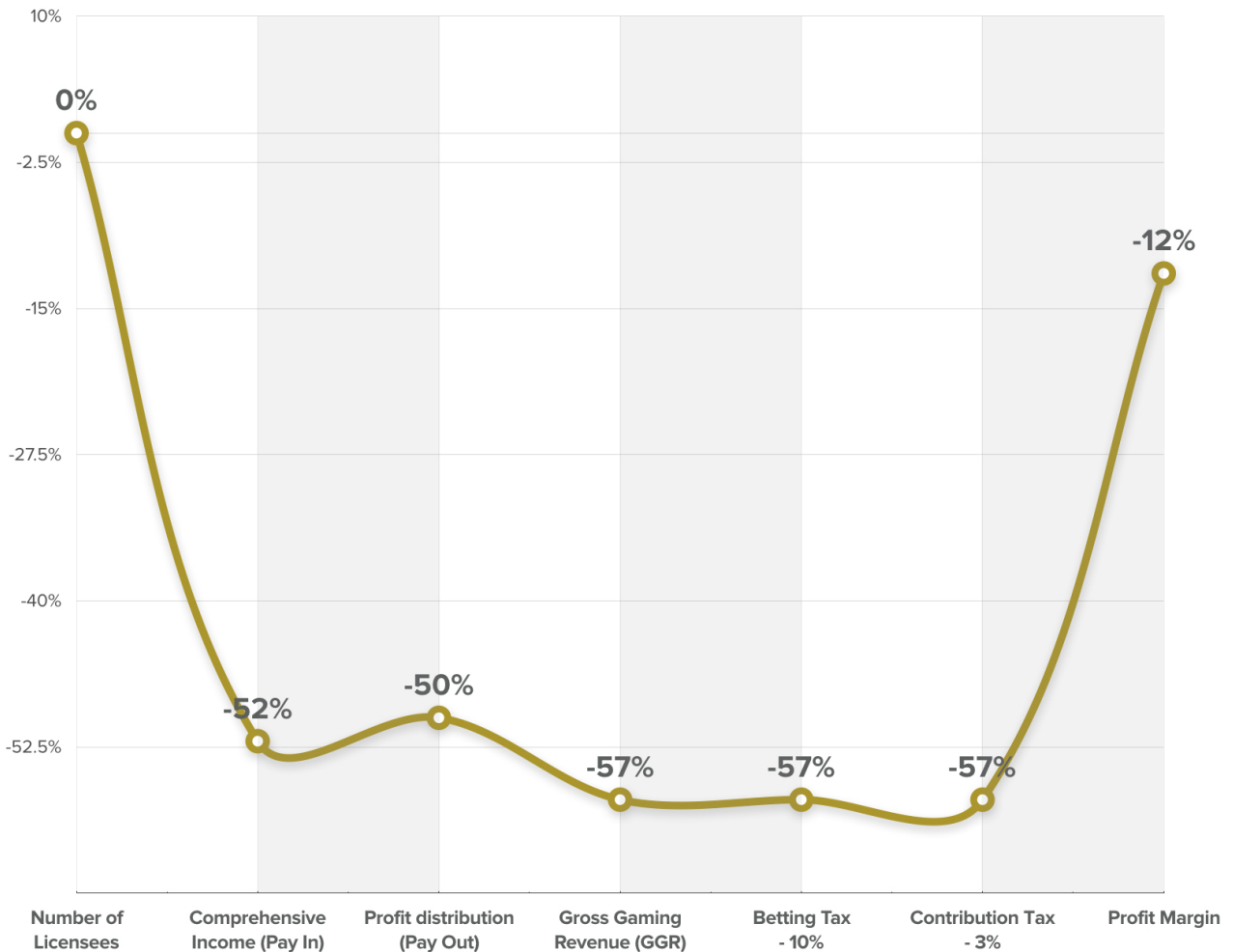
CLASS A&B LICENSED BOOKMAKERS' DATA FOR THE PERIOD 2018-2021

CLASS A

PERCENTAGE (%) CHANGE

QUARTER	JAN-MAR 2018-2019	JAN-MAR 2019-2020	JAN-MAR 2019-2021	JAN-MAR 2020-2021
Number of Licensees	-25% ▼	0% ■	-0% ■	0% ■
Comprehensive Income (Pay In)	1% ▲	-20% ▼	-61% ▼	-52% ▼
Profit distribution (Pay Out)	1% ▲	-25% ▼	-63% ▼	-50% ▼
Gross Gaming Revenue (GGR)	2% ▲	6% ▲	-55% ▼	-57% ▼
Betting Tax - 10%	2% ▲	6% ▲	-55% ▼	-57% ▼
Contribution tax - 3%	2% ▲	6% ▲	-55% ▼	-57% ▼
Profit Margin	0% ■	32% ▲	16% ▲	-12% ▼

PERCENTAGE (%) CHANGE JANUARY - MARCH 2020-2021



CLASS A&B LICENSED BOOKMAKERS' DATA FOR THE PERIOD 2018-2021







CLASS A

						
	LICENSED PREMISES	AUTHORISED REPRESENTATIVES *	PREMISES OF CLASS A BOOKMAKERS	PERSONS RESPONSIBLE FOR PREMISES	TERMINATION/ REVOCATION OF LICENSES	TOTAL NUMBER OF EMPLOYEES
2018						
JANUARY-MARCH	554	432	79	794	60	1196
APRIL-JUNE	570	445	80	868	86	1277
JULY-SEPTEMBER	564	442	81	917	106	1322
OCTOBER-DECEMBER	564	450	75	953	228	1359
2019						
JANUARY-MARCH	523	422	78	752	53	1101
APRIL-JUNE	554	432	84	865	39	1219
JULY-SEPTEMBER	550	425	88	937	69	1282
OCTOBER-DECEMBER	553	421	98	976	104	1316
2020						
JANUARY-MARCH	560	417	110	997	20	1337
APRIL-JUNE	524	414	77	954	73	1292
JULY-SEPTEMBER	507	399	76	934	103	1256
OCTOBER-DECEMBER	488	375	82	932	126	1223
2021						
JANUARY-MARCH	496	380	82	955	7	1247

* Number of authorised representatives who hold licenses for more than one premise.

CLASS A&B LICENSED BOOKMAKERS' DATA FOR THE PERIOD 2018-2021

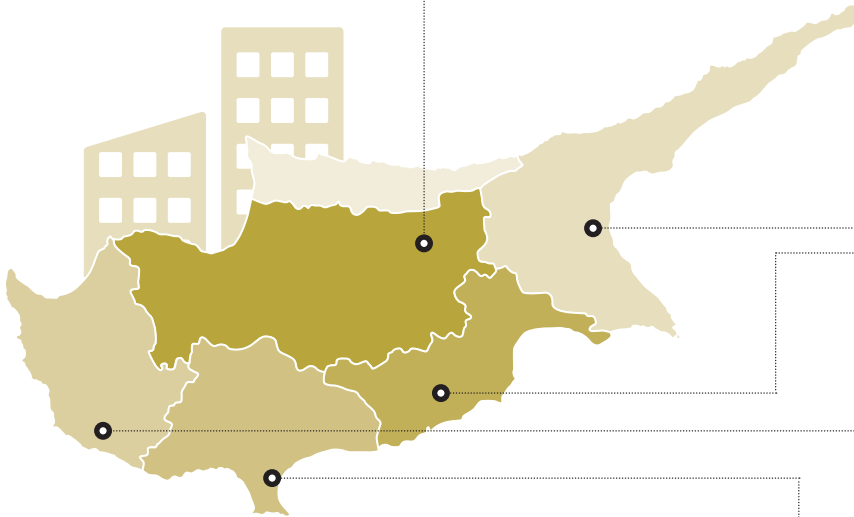
CLASS A

	 LICENSED PREMISES	 AUTHORISED REPRESENTATIVES *	 PREMISES OF CLASS A BOOKMAKERS	 PERSONS RESPONSIBLE FOR PREMISES	 TERMINATION/ REVOCATION OF LICENSES	 TOTAL NUMBER OF EMPLOYEES
Percentage (%) change						
JANUARY - MARCH 2018-2019	-6% ▼	-2% ▼	-1% ▼	-5% ▼	-12% ▼	-8% ▼
JANUARY - MARCH 2019-2020	7% ▲	-1% ▼	41% ▲	33% ▲	-62% ▼	21% ▲
JANUARY - MARCH 2019-2021	-5% ▼	-10% ▼	5% ▲	27% ▲	-87% ▼	-13% ▼
JANUARY - MARCH 2020-2021	-11% ▼	-9% ▼	-25% ▼	-4% ▼	-65% ▼	-7% ▼

* Number of authorised representatives who hold licenses for more than one premise.

CLASS A&B LICENSED BOOKMAKERS' DATA FOR THE PERIOD 2018-2021

CLASS A LICENSED PREMISES



NICOSIA	2018	2019	2020	2021
JANUARY-MARCH	186	175	190	171
APRIL-JUNE	186	182	178	
JULY-SEPTEMBER	180	182	173	
OCTOBER-DECEMBER	188	186	170	

LARNACA	2018	2019	2020	2021
JANUARY-MARCH	90	93	103	88
APRIL-JUNE	96	97	95	
JULY-SEPTEMBER	97	97	92	
OCTOBER-DECEMBER	92	101	87	

LIMASSOL	2018	2019	2020	2021
JANUARY-MARCH	171	157	172	148
APRIL-JUNE	180	173	158	
JULY-SEPTEMBER	178	170	148	
OCTOBER-DECEMBER	172	169	147	

PAPHOS	2018	2019	2020	2021
JANUARY-MARCH	63	55	57	51
APRIL-JUNE	63	59	52	
JULY-SEPTEMBER	63	59	53	
OCTOBER-DECEMBER	65	58	50	

FAMAGUSTA	2018	2019	2020	2021
JANUARY-MARCH	44	43	38	38
APRIL-JUNE	45	43	41	
JULY-SEPTEMBER	46	42	41	
OCTOBER-DECEMBER	47	39	34	

Percentage (%) change

COMPARISON OF JANUARY-MARCH 2020 WITH JANUARY-MARCH 2021

NICOSIA	LARNACA
▼ -10%	▼ -15%
LIMASSOL	PAPHOS
▼ -14%	▼ -11%
FAMAGUSTA	
■ 0%	

QUARTER	JAN-MAR 2018-2019	JAN-MAR 2019-2020	JAN-MAR 2019-2021	JAN-MAR 2020-2021
NICOSIA	-1% ▼	9% ▲	-2% ▼	-10% ▼
LARNACA	10% ▲	11% ▲	-5% ▼	-15% ▼
LIMASSOL	-2% ▼	10% ▲	-6% ▼	-14% ▼
PAPHOS	-11% ▼	4% ▲	-7% ▼	-11% ▼
FAMAGUSTA	-17% ▼	-12% ▼	-12% ▼	0% ■

CLASS A&B LICENSED BOOKMAKERS' DATA FOR THE PERIOD 2018-2021

CLASS B*

2018	QUARTER	JANUARY- MARCH	APRIL- JUNE	JULY- SEPTEMBER	OCTOBER- DECEMBER	2018
	Number of Licensees	11	11	11	11	
	Comprehensive Income (Pay In)	77,152,455 €	90,462,301 €	87,689,612 €	92,619,183 €	347,923,550 €
	Profit distribution (Pay Out)	71,102,738 €	83,040,840 €	79,371,549 €	85,636,394 €	319,151,520 €
	Gross Gaming Revenue (GGR)	6,049,718 €	7,421,461 €	8,318,064 €	6,982,788 €	28,772,030 €
	Betting Tax - 10%	604,972 €	742,146 €	831,806 €	698,279 €	2,877,203 €
	Contribution tax - 3%	181,492 €	222,644 €	249,542 €	209,484 €	863,161 €
Profit Margin	8%	8%	9%	8%	8%	

2019	QUARTER	JANUARY- MARCH	APRIL- JUNE	JULY- SEPTEMBER	OCTOBER- DECEMBER	2019
	Number of Licensees	10	10	10	9	
	Comprehensive Income (Pay In)	103,046,425 €	106,913,981 €	118,531,357 €	129,184,461 €	457,676,224 €
	Profit distribution (Pay Out)	96,700,091 €	100,584,150 €	111,150,164 €	119,027,270 €	427,461,675 €
	Gross Gaming Revenue (GGR)	6,346,334 €	6,329,831 €	7,381,193 €	10,157,191 €	30,214,549 €
	Betting Tax - 10%	635,014 €	634,791 €	738,119 €	1,015,719 €	3,023,643 €
	Contribution tax - 3%	190,504 €	190,437 €	221,436 €	304,716 €	907,093 €
Profit Margin	6%	6%	6%	8%	7%	

2020	QUARTER	JANUARY- MARCH	APRIL- JUNE	JULY- SEPTEMBER	OCTOBER- DECEMBER	2020
	Number of Licensees	9	9	9	9	
	Comprehensive Income (Pay In)	100,730,475 €	71,953,052 €	105,652,481 €	135,054,139 €	413,390,147 €
	Profit distribution (Pay Out)	90,807,658 €	65,330,960 €	94,820,245 €	120,133,971 €	371,082,834 €
	Gross Gaming Revenue (GGR)	9,922,818 €	6,632,092 €	10,832,236 €	14,920,168 €	42,307,313 €
	Betting Tax - 10%	992,282 €	663,209 €	1,084,130 €	1,492,241 €	4,231,862 €
	Contribution tax - 3%	297,685 €	198,963 €	325,239 €	447,672 €	1,269,559 €
Profit Margin	10%	9%	10%	11%	10%	

2021	QUARTER	JANUARY- MARCH
	Number of Licensees	12
	Comprehensive Income (Pay In)	143,153,596 €
	Profit distribution (Pay Out)	126,897,439 €
	Gross Gaming Revenue (GGR)	16,256,157 €
	Betting Tax - 10%	1,630,111 €
	Contribution tax - 3%	489,033 €
Profit Margin	11%	

* Note: Insignificant changes in the figures for the first and second quarter of 2018 are due to accounting reconciliation.

** It should be noted that two (2) licensed Class B bookmakers by their own decision, have temporarily interrupted the provision of betting services.

***Insignificant changes in the figures for the first and second quarter of 2020 are attributed to the revision of a Licensee's tax and contribution statements

CLASS A&B LICENSED BOOKMAKERS' DATA FOR THE PERIOD 2018-2021

CLASS B

PERCENTAGE (%) CHANGE

QUARTER	JANUARY-MARCH 2018-2019	JANUARY-MARCH 2019-2020	JANUARY-MARCH 2019-2021	JANUARY-MARCH 2020-2021
Number of Licensees	-9% ▼	-10% ▼	20% ▲	33% ▲
Comprehensive Income (Pay In)	34% ▲	-2% ▼	39% ▲	42% ▲
Profit distribution (Pay Out)	36% ▲	-6% ▼	31% ▲	40% ▲
Gross Gaming Revenue (GGR)	5% ▲	56% ▲	156% ▲	64% ▲
Betting Tax - 10%	5% ▲	56% ▲	157% ▲	64% ▲
Contribution tax - 3%	5% ▲	56% ▲	157% ▲	64% ▲
Profit Margin	-21% ▼	60% ▲	84% ▲	15% ▲

CLASS A&B LICENSED BOOKMAKERS' DATA FOR THE PERIOD 2018-2021

Blocking list of illegal betting services providers*

2018	2019	2020
JANUARY-MARCH 5289	JANUARY-MARCH 8731	JANUARY-MARCH 11824
APRIL-JUNE 6284	APRIL-JUNE 9624	APRIL-JUNE 12563
JULY-SEPTEMBER 2829	JULY-SEPTEMBER 10592	JULY-SEPTEMBER 13305
OCTOBER-DECEMBER 8103	OCTOBER-DECEMBER 11363	OCTOBER-DECEMBER 13808
2021		
JANUARY-MARCH 14381		



PERCENTAGE (%) CHANGE

QUARTER	NUMBER OF WEBSITES
JANUARY - MARCH 2018-2019	65% ▲
JANUARY - MARCH 2019-2020	35% ▲
JANUARY - MARCH 2019-2021	65% ▲
JANUARY - MARCH 2020-2021	22% ▲

* **NOTE:** The table above summarizes the results with regards to the blocking procedure of illegal websites, which either do not hold a Class B license or offer illegal betting services. The procedure was implemented during the period of 2015 until March 2021. The results have been distributed on a quarterly basis. Comparing the second quarter of 2015 with the third quarter of 2016 no increase is recorded in the number of websites that have been blocked. However, when comparing the fourth quarter of 2016 with the first quarter of 2021 a significant increase of 482% is recorded. This is due to the blocking of illegal websites, that was employed on the 1st of November 2016 (4th quarter of 2016), and applied to legal entities who had not submitted an application for a Class B license and operated on a transitional level according to article 91(3) of the 2012 Betting Law.

Authorised Representative – means the person who provides betting services on account of a Class A licensed bookmaker

Authority – means the National Betting Authority

Bet – means any type of bet on sports events where the competitors are natural persons or on other type of events in which natural persons participate, which actually take place, provided that the winnings of each player are determined by the person who organises the bet, before or at the time of the placing of the bet, by reference both to the amount paid by each player in order to take part in the bet, as well as to the odds set for the specific bet, which is conducted pursuant to a Class A or B bookmaker's licence as specified in the Betting Law of 2019

Betting Tax – the amount of betting tax, for each accounting period, amounts to ten per cent (10%) on the net proceeds from the licensed Class A or B bookmaker's bet, for the corresponding accounting period

Blocking List - Internet service providers are obliged to apply a blocking system to prevent their clients/users from accessing betting service providers who do not hold a Class B license and to service providers, as established in sections 83, 84, 85, 86 and 87 of the Betting Law of 2019. The Authority makes available online the updated blocking list with the total number of websites that did not apply for a Class B license or offer illegal betting services at the link blocking.nba.com.cy, as well as on the Authority's website www.nba.gov.cy

Class A bookmaker – means the legal person for whom a bookmaker's license is issued and which authorizes the provision of carrying out betting services within licensed premises excluding Class B betting services and horse racing betting

Class B bookmaker – means the legal person for whom a bookmaker's license is issued and which authorizes the provision of online betting services

Comprehensive income X (pay in) – is the total amounts paid to Class A or B licensed bookmaker, for a particular accounting period, in relation to bets carried out by him

Contribution tax – the amount payable to the Authority as a contribution, amounts to three per cent (3%) of the net proceeds from bets from a Class A or B licensed bookmaker, for the corresponding accounting period

Gross Gaming Revenue (GGR) – is the amount of net pro-

ceeds from a bet from a Class A or B licensed bookmaker, for a particular accounting period, and equals with (comprehensive income) pay in minus profit distribution (pay out)

Licensed premises – means the premises for which a license for premises is issued

License for premises – means the license to use the premises to provide Class A betting services

Person – means a natural or a legal person

Person in charge of premises – means the person who is named as the person responsible for the application of the provisions of the Betting Law of 2012 within the premises

Profit distribution Y (pay out) – is the total amounts paid by the Class A or B licensed bookmaker, for a particular period, as winnings to persons who bet, irrespective as to when the bets were placed or played

Unlawful bet – means a bet carried out contrary to the provisions of the Law or any other bet expressly prohibited by the provisions of the Law

www.nba.gov.cy

Digeni Akrita 83, 1070, Nicosia

Call centre: 22 881800

Email: info@nba.gov.cy

www.safergambling.gov.cy

Digeni Akrita 83,1070, Nicosia

Call centre: 22 881800

Email: info@responsiblegaming.gov.cy



NATIONAL
BETTING
AUTHORITY

