



NATIONAL
BETTING
AUTHORITY

GAMBLING INDUSTRY STATISTICS

- ✓ FINANCIAL RESULTS
- ✓ QUANTITATIVE DATA

JANUARY 2019 – MARCH 2022

(UPDATED TO INCLUDE RESULTS FROM JANUARY TO MARCH 2022)

Table of Contents

Main Findings (first quarter of 2022: January-March 2022)	3
Abstract	4
Class A&B licensed bookmakers' data for the period 2019-2022	5
Appendix - Terminology	15

€221.051.623

Comprehensive Income (Pay In)
of Class A and B Bookmakers
(JANUARY – MARCH 2022)

27%

Percentage (%) change of
Class A and B's Pay in
(COMPARISON OF 1ST QUARTER
OF 2021-2022)

€191.514.045

Total Profit Distribution (Pay Out)
of Class A and B
(JANUARY – MARCH 2022)

26%

Percentage (%) change of
Class A and B's Pay Out
(COMPARISON OF 1ST QUARTER
OF 2021-2022)

€29.537.577

Gross Gaming Revenue (GGR)
of Class A and B
(JANUARY – MARCH 2022)

13%

Profit Margins for Class A and B
(JANUARY – MARCH 2022)

€2.974.721

Betting tax (10%) on the GGR
for Class A and B
(JANUARY – MARCH 2022)

30%

Percentage (%) change of
betting tax for Class A and B
(COMPARISON OF 1ST QUARTER
OF 2021-2022)

7

Number of Class A licensed bookmakers

490

Licensed premises

11

Number of Class B licensed bookmakers

16.133

Number of blocked websites, which do
not hold a Class B license or offer illegal
betting services

This report has been prepared by the National Betting Authority and includes the publication of the Financial Results and Quantitative Data of the first quarter of the year 2022 (January-March), and is the continuation of the result's publication, whose ultimate goal is the maximization of transparency and better public awareness. More specifically, the present report provides the aggregated financial results for the first quarter of 2022 and figures for Class A¹ and B² bookmakers, authorized representatives, licensed premises, people in charge of the premises and the list of blocked websites.

It should be noted that, the process for licensing and regulating online betting services for Class B bookmakers was implemented on the 1st of October 2016. The first betting company granted a license by the end of December 2016 and was able to provide betting services from the 1st of January 2017. Three (3) Class B bookmakers commenced the provision of betting services towards the end of the second quarter of 2017.

Reviewing the most important financial results of the first quarter of 2022, an increase of 27% was recorded in the comprehensive income of Class A and B bookmakers (€221.051.623) compared to the same quarter of 2021 (€174.534.349). Compared to the first quarter of 2020, an increase of 34% was recorded (€165.555.454).

From the aforementioned comprehensive total income, an amount of €66.774.444 refers to Class A bookmakers, while an amount of €154.277.179 refers to Class B bookmakers. The comprehensive income of Class A bookmakers showed a rapid increase of 113% between January – March 2022, with respect to the first quarter of 2021, and 3% increase with respect to the first quarter of 2020. Regarding Class B bookmakers' comprehensive income, an increase of 8% was recorded in comparison to the first quarter of 2021, while an increase of 53% was recorded in comparison to the same quarter of 2020.

During the first quarter of 2022, the numbers of Class A increased (7) in comparison to the fourth quarter of 2021. The number of Class B (11) bookmakers remained constant, with respect to the fourth quarter of 2021.

The total profit distribution (pay out) for Class A and B players in the first quarter of 2022 has reached a total of €191.514.045, recording an increase of 26% in comparison to the same quarter of the last year. In comparison to the total profit distribution during the same quarter of 2020, an increase of 37% was recorded. The largest share of the total profit distribution (pay out), which reached €138.856.274, were paid to Class B players.

The Gross Gaming Revenue (GGR) for Class A and B bookmakers during the first quarter of 2022 (€29.537.577) recorded in their entirety an increase of 29% in comparison to the same quarter of 2021 (€22.823.419). In detail, the GGR for Class A

bookmakers for the first quarter of 2022 increased and reached a total amount of €14.116.672, denoting a significant increase of 115% in comparison to the same quarter of 2021. The GGR for Class B bookmakers for the period between January-March 2022, reached a total amount of €15.420.905, resulting to a decrease of 5%, compared to the same period in 2021.

The total number of Class A licensed premises nationwide decreased (1%) during the first quarter of 2022 in comparison to the same quarter of the last year. In detail, the number of licensed premises reached a total amount of 490 nationwide, where Nicosia holds the highest number of licensed premises (166), followed by Limassol (149), Larnaca (87), Paphos (52) and Famagusta (36). It is worth noting, that an increase of 129% was recorded in the number of cancellations and withdrawal of licenses during the first quarter of 2022 with respect to the same quarter of 2021. The employees within the licensed premises reached the number of 1.379 during the first quarter of 2022, indicating an increase of 11% in regards to the same quarter of 2021.

Finally, blocking procedure results (in action since 2015 and with regards to Class B bookmakers) reveal a significant increase of 2844% between the first quarter of 2022 and the same quarter of 2016. Specifically, the blocking list includes 16.133 websites as recorded in the first quarter of 2022, while just 548 websites were blocked in the same quarter of 2016. Furthermore, the number of blocked websites increased by 3%, compared to the fourth quarter of 2021, with 476 illegal websites being added to the list.

This report presents the findings of the current betting activity in Cyprus and is accompanied by tables with detailed figures and data.

¹ The term "Class A" refers to land based betting/offline betting

² The term "Class B" refers to online betting

CLASS A&B LICENSED BOOKMAKERS' DATA FOR THE PERIOD 2019-2022

CLASS A&B

2019	QUARTER	JANUARY- MARCH*	APRIL- JUNE*	JULY- SEPTEMBER	OCTOBER- DECEMBER	2019
	Number of Licensees	16	16	16	15	
Comprehensive Income (Pay In)	183,965,158 €	176,480,276 €	190,747,192 €	215,545,609 €	766,738,235 €	
Profit distribution (Pay Out)	163,068,756 €	157,637,494 €	168,678,804 €	188,566,213 €	677,951,268 €	
Gross Gaming Revenue (GGR)	20,896,402 €	18,842,782 €	22,068,387 €	26,979,396 €	88,786,967 €	
Betting Tax - 10%	2,090,021 €	1,886,086 €	2,206,839 €	2,697,940 €	8,880,885 €	
Contribution tax - 3%	627,006 €	565,826 €	662,052 €	809,382 €	2,664,265 €	

2020	QUARTER	JANUARY- MARCH**	APRIL- JUNE**	JULY- SEPTEMBER	OCTOBER- DECEMBER	2020
	Number of Licensees	15	15	15	15	
Comprehensive Income (Pay In)	165,555,454 €	88,943,269 €	170,795,014 €	195,516,156 €	620,809,894 €	
Profit distribution (Pay Out)	140,267,392 €	78,209,456 €	145,903,955 €	167,071,964 €	531,452,768 €	
Gross Gaming Revenue (GGR)	25,288,062 €	10,733,813 €	24,891,059 €	28,444,192 €	89,357,126 €	
Betting Tax - 10%	2,528,806 €	1,073,381 €	2,490,012 €	2,846,313 €	8,938,512 €	
Contribution tax - 3%	758,642 €	322,014 €	747,004 €	853,894 €	2,681,554 €	

2021	QUARTER	JANUARY- MARCH	APRIL- JUNE	JULY- SEPTEMBER	OCTOBER- DECEMBER	2021
	Number of Licensees	17	17	17	17	
Comprehensive Income (Pay In)	174,534,349 €	190,560,298 €	192,087,098 €	226,312,676 €	783,494,421 €	
Profit distribution (Pay Out)	151,710,930 €	166,280,879 €	168,049,257 €	198,473,099 €	684,514,165 €	
Gross Gaming Revenue (GGR)	22,823,419 €	24,279,419 €	24,037,841 €	27,839,577 €	98,980,256 €	
Betting Tax - 10%	2,286,837 €	2,427,942 €	2,414,715 €	2,784,321 €	9,913,815 €	
Contribution tax - 3%	686,051 €	728,383 €	724,415 €	835,296 €	2,974,145 €	

2022	QUARTER	JANUARY- MARCH
	Number of Licensees	18
Comprehensive Income (Pay In)	221,051,623 €	
Profit distribution (Pay Out)	191,514,045 €	
Gross Gaming Revenue (GGR)	29,537,577 €	
Betting Tax - 10%	2,974,721 €	
Contribution tax - 3%	892,416 €	

*Note: Insignificant changes in the figures for the first and second quarter of 2019 are attributed to the revision of a Licensee's tax and contribution statements

**Note: Insignificant changes in the figures for the first and second quarter of 2020 are attributed to the revision of a Licensee's tax and contribution statements

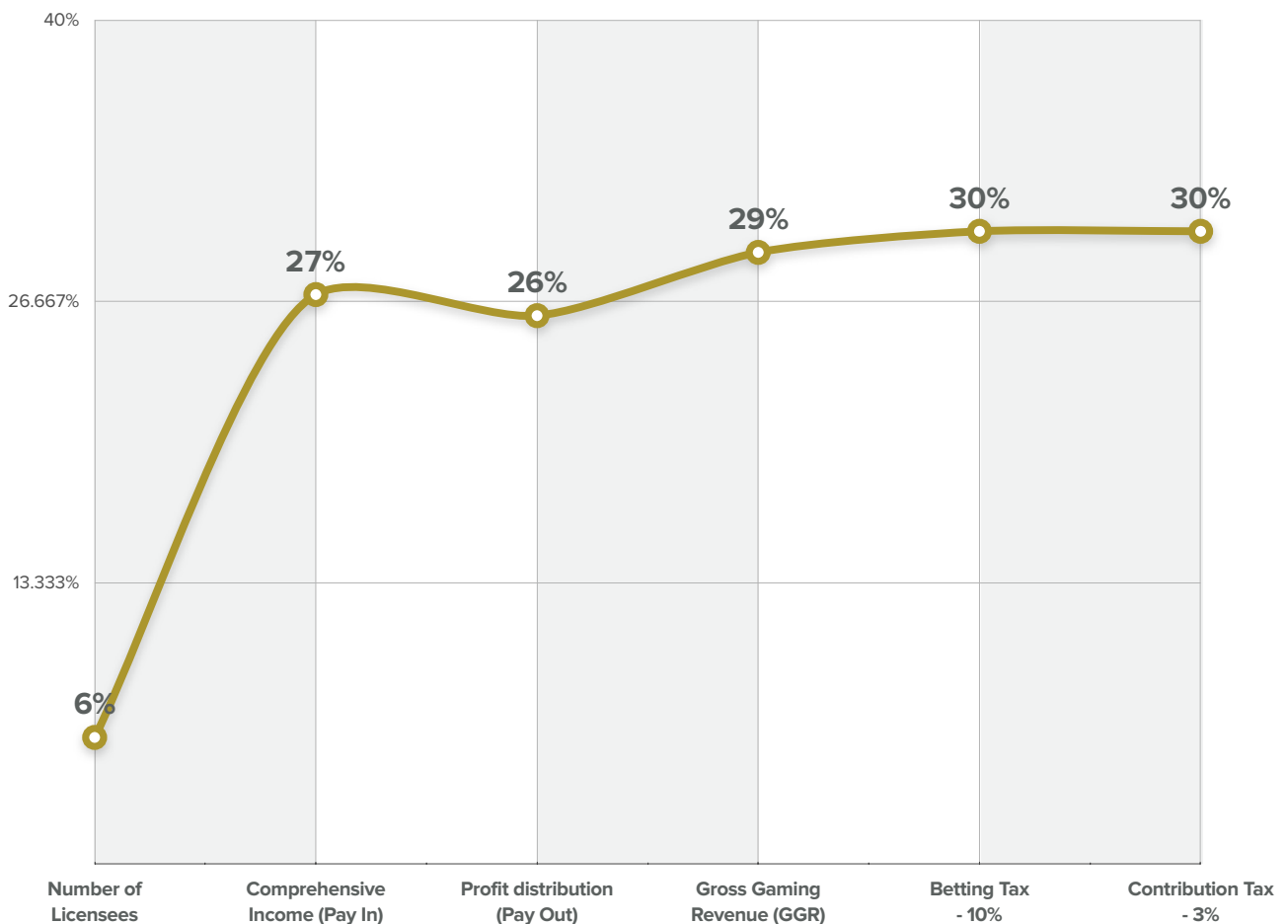
CLASS A&B LICENSED BOOKMAKERS' DATA FOR THE PERIOD 2019-2022

CLASS A&B

PERCENTAGE (%) CHANGE

QUARTER	JANUARY-MARCH 2019-2020	JANUARY-MARCH 2020-2021	JANUARY-MARCH 2020-2022	JANUARY-MARCH 2021-2022
Number of Licensees	-6% ▼	13% ▲	20% ▲	6% ▲
Comprehensive Income (Pay In)	-10% ▼	5% ▲	34% ▲	27% ▲
Profit distribution (Pay Out)	-14% ▼	8% ▲	37% ▲	26% ▲
Gross Gaming Revenue (GGR)	21% ▲	-10% ▼	17% ▲	29% ▲
Betting Tax - 10%	21% ▲	-10% ▼	18% ▲	30% ▲
Contribution tax - 3%	21% ▲	-10% ▼	18% ▲	30% ▲

PERCENTAGE (%) CHANGE JANUARY-MARCH 2021-2022



CLASS A&B LICENSED BOOKMAKERS' DATA FOR THE PERIOD 2019-2022

CLASS A

2019	QUARTER	JANUARY- MARCH	APRIL- JUNE	JULY- SEPTEMBER	OCTOBER- DECEMBER	2019
	Number of Licensees		6	6	6	6
Comprehensive Income (Pay In)		80,918,733 €	69,566,295 €	72,215,835 €	86,361,148 €	309,062,010 €
Profit distribution (Pay Out)		66,368,666 €	57,053,344 €	57,528,640 €	69,538,943 €	250,489,593 €
Gross Gaming Revenue (GGR)		14,550,067 €	12,512,951 €	14,687,195 €	16,822,205 €	58,572,418 €
Betting Tax - 10%		1,455,007 €	1,251,295 €	1,468,719 €	1,682,220 €	5,857,242 €
Contribution tax - 3%		436,502 €	375,389 €	440,616 €	504,666 €	1,757,173 €
Profit Margin		18%	18%	20%	19%	19%

2020	QUARTER	JANUARY- MARCH	APRIL- JUNE*	JULY- SEPTEMBER	OCTOBER- DECEMBER	2020
	Number of Licensees		6	6	6	6
Comprehensive Income (Pay In)		64,824,979 €	16,990,217 €	65,142,533 €	60,462,017 €	207,419,747 €
Profit distribution (Pay Out)		49,459,734 €	12,888,497 €	51,083,710 €	46,937,993 €	160,369,934 €
Gross Gaming Revenue (GGR)		15,365,245 €	4,101,721 €	14,058,823 €	13,524,024 €	47,049,813 €
Betting Tax - 10%		1,536,524 €	410,172 €	1,405,882 €	1,354,071 €	4,706,650 €
Contribution tax - 3%		460,957 €	123,052 €	421,765 €	406,221 €	1,411,995 €
Profit Margin		24%	24%	22%	22%	23%

2021	QUARTER	JANUARY- MARCH	APRIL- JUNE	JULY- SEPTEMBER	OCTOBER- DECEMBER	2021
	Number of Licensees		6	6	6	6
Comprehensive Income (Pay In)		31,380,753 €	46,333,305 €	58,747,948 €	70,354,006 €	206,816,012 €
Profit distribution (Pay Out)		24,813,491 €	36,914,658 €	47,271,663 €	56,204,734 €	165,204,546 €
Gross Gaming Revenue (GGR)		6,567,262 €	9,418,646 €	11,476,285 €	14,149,272 €	41,611,466 €
Betting Tax - 10%		656,726 €	941,865 €	1,147,629 €	1,414,927 €	4,161,147 €
Contribution tax - 3%		197,018 €	282,559 €	344,289 €	424,478 €	1,248,344 €
Profit Margin		21%	20%	20%	20%	20%

2022	QUARTER	JANUARY- MARCH
	Number of Licensees	
Comprehensive Income (Pay In)		66,774,444 €
Profit distribution (Pay Out)		52,657,772 €
Gross Gaming Revenue (GGR)		14,116,672 €
Betting Tax - 10%		1,411,667 €
Contribution tax - 3%		423,500 €
Profit Margin		21%

*Note: Insignificant changes in the figures for the second quarter of 2020 are attributed to the revision of a Licensee's tax and contribution statements

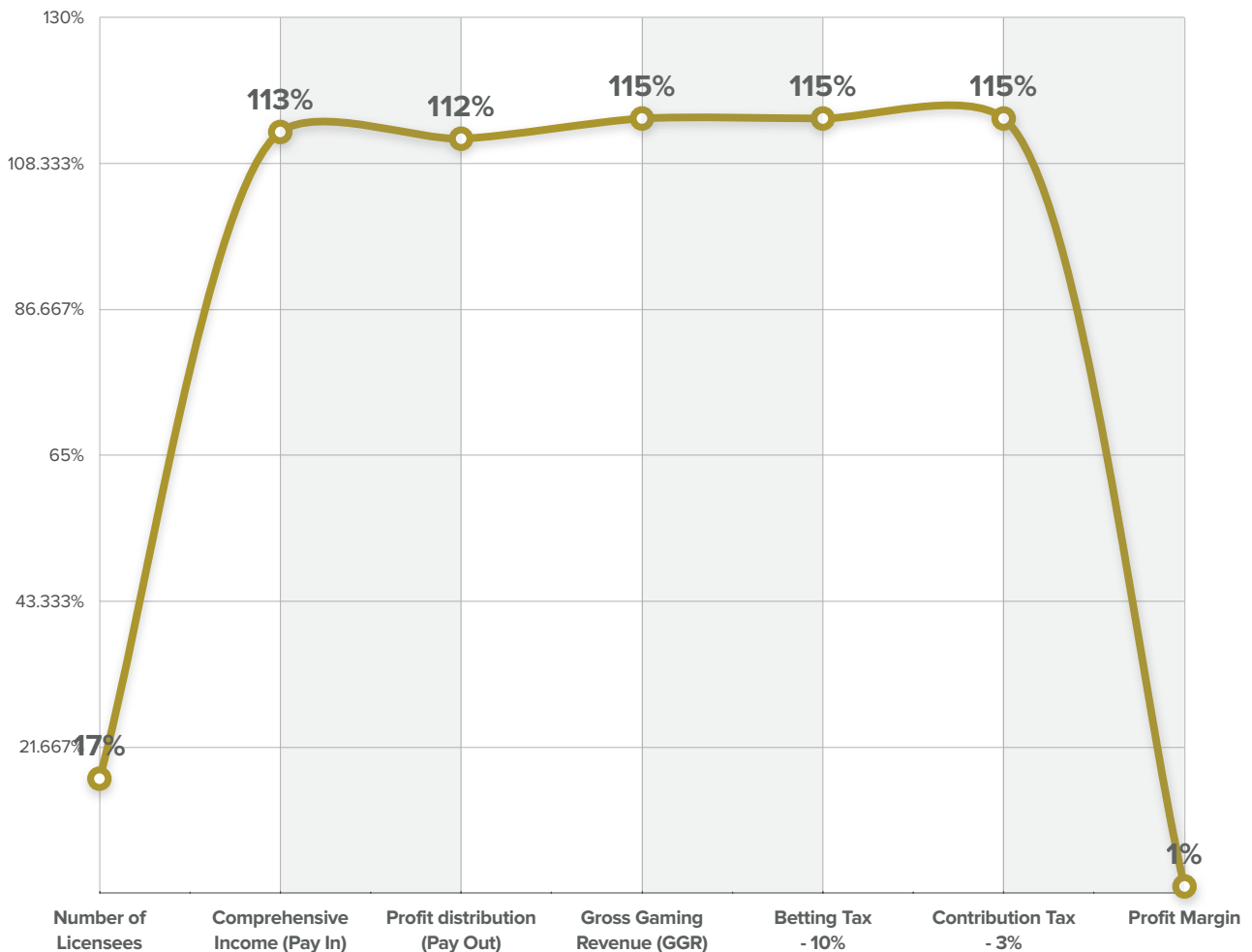
CLASS A&B LICENSED BOOKMAKERS' DATA FOR THE PERIOD 2019-2022

CLASS A

PERCENTAGE (%) CHANGE

QUARTER	JANUARY-MARCH 2019-2020	JANUARY-MARCH 2020-2021	JANUARY-MARCH 2020-2022	JANUARY-MARCH 2021-2022
Number of Licensees	0% ▣	0% ▣	17% ▲	17% ▲
Comprehensive Income (Pay In)	-20% ▼	-52% ▼	3% ▲	113% ▲
Profit distribution (Pay Out)	-25% ▼	-50% ▼	6% ▲	112% ▲
Gross Gaming Revenue (GGR)	6% ▲	-57% ▼	-8% ▼	115% ▲
Betting Tax - 10%	6% ▲	-57% ▼	-8% ▼	115% ▲
Contribution tax - 3%	6% ▲	-57% ▼	-8% ▼	115% ▲
Profit Margin	32% ▲	-12% ▼	-11% ▼	1% ▲

PERCENTAGE (%) CHANGE JANUARY-MARCH 2021-2022



CLASS A&B LICENSED BOOKMAKERS' DATA FOR THE PERIOD 2019-2022







CLASS A

	 LICENSED PREMISES	 AUTHORISED AGENTS *	 PREMISES OF CLASS A BOOKMAKERS	 PERSONS RESPONSIBLE FOR PREMISES	 TERMINATION OF LICENCES/ REVOCATION OF APPLICATIONS	 TOTAL NUMBER OF EMPLOYEES
2019						
JANUARY-MARCH	523	422	78	752	53	1101
APRIL-JUNE	554	432	84	865	39	1219
JULY-SEPTEMBER	550	425	88	937	69	1282
OCTOBER-DECEMBER	553	421	98	976	104	1316
2020						
JANUARY-MARCH	560	417	110	997	20	1337
APRIL-JUNE	524	414	77	954	73	1292
JULY-SEPTEMBER	507	399	76	934	103	1256
OCTOBER-DECEMBER	488	375	82	932	126	1223
2021						
JANUARY-MARCH	496	380	82	955	7	1247
APRIL-JUNE	498	380	83	984	6	1276
JULY-SEPTEMBER	496	373	83	1015	20	1301
OCTOBER-DECEMBER	487	370	81	1063	13	1336
2022						
JANUARY-MARCH	490	363	85	1104	16	1379

*Number of natural and legal persons who hold licenses for authorised agents

CLASS A&B LICENSED BOOKMAKERS' DATA FOR THE PERIOD 2019-2022

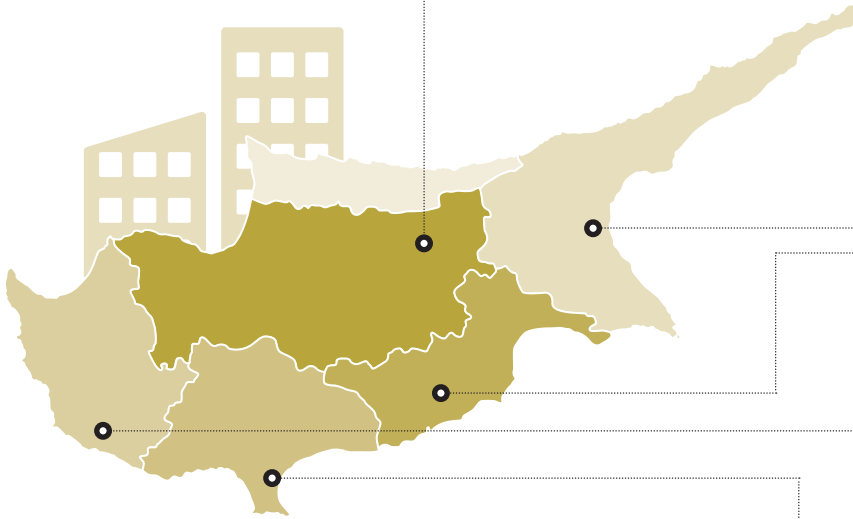
CLASS A

	 LICENSED PREMISES	 AUTHORISED AGENTS *	 PREMISES OF CLASS A BOOKMAKERS	 PERSONS RESPONSIBLE FOR PREMISES	 TERMINATION OF LICENCES/ REVOCATION OF APPLICATIONS	 TOTAL NUMBER OF EMPLOYEES
Percentage (%) change						
JANUARY-MARCH 2019-2020	7% ▲	-1% ▼	41% ▲	33% ▲	-62% ▼	21% ▲
JANUARY-MARCH 2020-2021	-11% ▼	-9% ▼	-25% ▼	-4% ▼	-65% ▼	-7% ▼
JANUARY-MARCH 2020-2022	-13% ▼	-13% ▼	-23% ▼	11% ▲	-20% ▼	3% ▲
JANUARY-MARCH 2021-2022	-1% ▼	-4% ▼	4% ▲	16% ▲	129% ▲	11% ▲

*Number of natural and legal persons who hold licenses for authorised agents

CLASS A&B LICENSED BOOKMAKERS' DATA FOR THE PERIOD 2019-2022

CLASS A LICENSED PREMISES



NICOSIA	2019	2020	2021	2022
JANUARY-MARCH	175	190	171	166
APRIL-JUNE	182	178	171	
JULY-SEPTEMBER	182	173	171	
OCTOBER-DECEMBER	186	170	168	

LARNACA	2019	2020	2021	2022
JANUARY-MARCH	93	103	88	87
APRIL-JUNE	97	95	88	
JULY-SEPTEMBER	97	92	86	
OCTOBER-DECEMBER	101	87	85	

LIMASSOL	2019	2020	2021	2022
JANUARY-MARCH	157	172	148	149
APRIL-JUNE	173	158	148	
JULY-SEPTEMBER	170	148	149	
OCTOBER-DECEMBER	169	147	148	

PAPHOS	2019	2020	2021	2022
JANUARY-MARCH	55	57	51	52
APRIL-JUNE	59	52	53	
JULY-SEPTEMBER	59	53	52	
OCTOBER-DECEMBER	58	50	51	

FAMAGUSTA	2019	2020	2021	2022
JANUARY-MARCH	43	38	38	36
APRIL-JUNE	43	41	38	
JULY-SEPTEMBER	42	41	38	
OCTOBER-DECEMBER	39	34	35	

Percentage (%) change

COMPARISON OF JANUARY-MARCH 2021 WITH JANUARY-MARCH 2022

NICOSIA	▼ -3%	LARNACA	▼ -1%
LIMASSOL	▲ 1%	PAPHOS	▲ 2%
FAMAGUSTA	▼ -5%		

QUARTER	JAN - MAR 2019-2020	JAN - MAR 2020-2021	JAN - MAR 2020-2022	JAN - MAR 2021-2022
NICOSIA	9% ▲	-10% ▼	-13% ▼	-3% ▼
LARNACA	11% ▲	-15% ▼	-16% ▼	-1% ▼
LIMASSOL	10% ▲	-14% ▼	-13% ▼	1% ▲
PAPHOS	4% ▲	-11% ▼	-9% ▼	2% ▲
FAMAGUSTA	-12% ▼	0% ■	-5% ▼	-5% ▼

CLASS A&B LICENSED BOOKMAKERS' DATA FOR THE PERIOD 2019-2022

CLASS B

2019	QUARTER	JANUARY-MARCH*	APRIL-JUNE*	JULY-SEPTEMBER	OCTOBER-DECEMBER	2019
	Number of Licensees	10	10	10	9	
	Comprehensive Income (Pay In)	103,046,425 €	106,913,981 €	118,531,357 €	129,184,461 €	457,676,224 €
	Profit distribution (Pay Out)	96,700,091 €	100,584,150 €	111,150,164 €	119,027,270 €	427,461,675 €
	Gross Gaming Revenue (GGR)	6,346,334 €	6,329,831 €	7,381,193 €	10,157,191 €	30,214,549 €
	Betting Tax - 10%	635,014 €	634,791 €	738,119 €	1,015,719 €	3,023,643 €
	Contribution tax - 3%	190,504 €	190,437 €	221,436 €	304,716 €	907,093 €
	Profit Margin	6%	6%	6%	8%	7%

2020	QUARTER	JANUARY-MARCH**	APRIL-JUNE**	JULY-SEPTEMBER	OCTOBER-DECEMBER	2020
	Number of Licensees	9	9	9	9	
	Comprehensive Income (Pay In)	100,730,475 €	71,953,052 €	105,652,481 €	135,054,139 €	413,390,147 €
	Profit distribution (Pay Out)	90,807,658 €	65,320,960 €	94,820,245 €	120,133,971 €	371,082,834 €
	Gross Gaming Revenue (GGR)	9,922,818 €	6,632,092 €	10,832,236 €	14,920,168 €	42,307,313 €
	Betting Tax - 10% **	992,282 €	663,209 €	1,084,130 €	1,492,241 €	4,231,862 €
	Contribution tax - 3%	297,685 €	198,963 €	325,239 €	447,672 €	1,269,559 €
	Profit Margin	10%	9%	10%	11%	10%

2021	QUARTER	JANUARY-MARCH	APRIL-JUNE	JULY-SEPTEMBER	OCTOBER-DECEMBER	2021
	Number of Licensees***	11	11	11	11	
	Comprehensive Income (Pay In)	143,153,596 €	144,226,993 €	133,339,150 €	155,958,670 €	576,678,409 €
	Profit distribution (Pay Out)	126,897,439 €	129,366,220 €	120,777,594 €	142,268,366 €	519,309,619 €
	Gross Gaming Revenue (GGR)	16,256,157 €	14,860,772 €	12,561,556 €	13,690,304 €	57,368,790 €
	Betting Tax - 10%	1,630,111 €	1,486,078 €	1,267,086 €	1,369,394 €	5,752,669 €
	Contribution tax - 3%	489,033 €	445,823 €	380,126 €	410,818 €	1,725,801 €
	Profit Margin	11%	10%	9%	9%	10%

2022	QUARTER	JANUARY-MARCH
	Number of Licensees	11
	Comprehensive Income (Pay In)	154,277,179 €
	Profit distribution (Pay Out)	138,856,274 €
	Gross Gaming Revenue (GGR)	15,420,905 €
	Betting Tax - 10%	1,563,054 €
	Contribution tax - 3%	468,916 €
	Profit Margin	10%

*Insignificant changes in the figures for the first and second quarter of 2019 are attributed to the revision of a Licensee's tax and contribution statements

**Insignificant changes in the figures for the first and second quarter of 2020 are attributed to the revision of a Licensee's tax and contribution statements

*** It should be noted that two (2) licensed Class B bookmakers by their own decision, have temporarily interrupted the provision of betting services.

CLASS A&B LICENSED BOOKMAKERS' DATA FOR THE PERIOD 2019-2022

CLASS B

PERCENTAGE (%) CHANGE

QUARTER	JAN - MAR 2019-2020	JAN - MAR 2020-2021	JAN - MAR 2020-2022	JAN - MAR 2021-2022
Number of Licensees	-10% ▼	22% ▲	22% ▲	0% ■
Comprehensive Income (Pay In)	-2% ▼	42% ▲	53% ▲	8% ▲
Profit distribution (Pay Out)	-6% ▼	40% ▲	53% ▲	9% ▲
Gross Gaming Revenue (GGR)	56% ▲	64% ▲	55% ▲	-5% ▼
Betting Tax - 10%	56% ▲	64% ▲	58% ▲	-4% ▼
Contribution tax - 3%	56% ▲	64% ▲	58% ▲	-4% ▼
Profit Margin	60% ▲	15% ▲	1% ▲	-12% ▼

Blocking list of illegal betting services providers

2019	2020	2021
JANUARY-MARCH 8731	JANUARY-MARCH 11824	JANUARY-MARCH 14381
APRIL-JUNE 9624	APRIL-JUNE 12563	APRIL-JUNE 14891
JULY-SEPTEMBER 10592	JULY-SEPTEMBER 13305	JULY-SEPTEMBER 15322
OCTOBER-DECEMBER 11363	OCTOBER-DECEMBER 13808	OCTOBER-DECEMBER 15657

2022
JANUARY-MARCH 16133



PERCENTAGE (%) CHANGE

QUARTER	NUMBER OF WEBSITES
JANUARY - MARCH 2019-2020	35% ▲
JANUARY - MARCH 2020-2021	22% ▲
JANUARY - MARCH 2020-2022	36% ▲
JANUARY - MARCH 2021-2022	12% ▲

Authorised Agent – means the person who provides betting services on account of a Class A licensed bookmaker

Authority – means the National Betting Authority

Bet – means any type of bet on sports events where the competitors are natural persons or on other type of events in which natural persons participate, which actually take place, provided that the winnings of each player are determined by the person who organises the bet, before or at the time of the placing of the bet, by reference both to the amount paid by each player in order to take part in the bet, as well as to the odds set for the specific bet, which is conducted pursuant to a Class A or B bookmaker's licence as specified in the Betting Law of 2019

Betting Tax – the amount of betting tax, for each accounting period, amounts to ten per cent (10%) on the net proceeds from the licensed Class A or B bookmaker's bet, for the corresponding accounting period

Blocking List - Internet service providers are obliged to apply a blocking system to prevent their clients/users from accessing betting service providers who do not hold a Class B license and to service providers, as established in sections 83, 84, 85, 86 and 87 of the Betting Law of 2019. The Authority makes available online the updated blocking list with the total number of websites that did not apply for a Class B license or offer illegal betting services at the link <https://nba.gov.cy/wp-content/uploads/BlockingListLatest.txt>, as well as on the Authority's website www.nba.gov.cy

Class A bookmaker – means the legal person for whom a bookmaker's license is issued and which authorizes the provision of carrying out betting services within licensed premises excluding Class B betting services and horse racing betting

Class B bookmaker – means the legal person for whom a bookmaker's license is issued and which authorizes the provision of online betting services, excluding slot machines, online casino games and electronic horse-racing betting.

Comprehensive income X (pay in) – is the total amounts paid to Class A or B licensed bookmaker, for a particular accounting period, in relation to bets carried out by him

Contribution tax – the amount payable to the Authority as a contribution, amounts to three per cent (3%) of the net proceeds from bets from a Class A or B licensed bookmaker, for the corresponding accounting period

Gross Gaming Revenue (GGR) – is the amount of net pro-

ceeds from a bet from a Class A or B licensed bookmaker, for a particular accounting period, and equals with (comprehensive income) pay in minus profit distribution (pay out)

Licensed premises – means the premises for which a license for premises is issued

License for premises – means the license to use the premises to provide Class A betting services

Person – means a natural or a legal person

Person in charge of premises – means the person who is named as the person responsible for the application of the provisions of the Betting Law of 2019 within the premises

Profit distribution Y (pay out) – is the total amounts paid by the Class A or B licensed bookmaker, for a particular period, as winnings to persons who bet, irrespective as to when the bets were placed or played

Unlawful bet – means a bet carried out contrary to the provisions of the Law or any other bet expressly prohibited by the provisions of the Law

www.nba.gov.cy

Digeni Akrita 83, 1070, Nicosia

Call centre: 22 881800

Email: info@nba.gov.cy

www.safergambling.gov.cy

Digeni Akrita 83,1070, Nicosia

Call centre: 22 881800

Email: info@responsiblegaming.gov.cy



NATIONAL
BETTING
AUTHORITY

