



NATIONAL
BETTING
AUTHORITY

GAMBLING INDUSTRY STATISTICS

- ✓ FINANCIAL RESULTS
- ✓ QUANTITATIVE DATA

JANUARY 2019 – JUNE 2022

(UPDATED TO INCLUDE RESULTS FROM APRIL TO JUNE 2022)

Table of Contents

Main Findings (second quarter of 2022: April-June 2022)	3
Abstract	4
Class A&B licensed bookmakers' data for the period 2019-2022	5
Appendix - Terminology	15

€203.723.256

Comprehensive Income (Pay In)
of Class A and B Bookmakers
(APRIL – JUNE 2022)

7%

Percentage (%) change of
Class A and B's Pay in
(COMPARISON OF 2ND QUARTER
OF 2021-2022)

€177.771.816

Total Profit Distribution (Pay Out)
of Class A and B
(APRIL – JUNE 2022)

7%

Percentage (%) change of
Class A and B's Pay Out
(COMPARISON OF 2ND QUARTER
OF 2021-2022)

€25.951.440

Gross Gaming Revenue (GGR)
of Class A and B
(APRIL – JUNE 2022)

13%

Profit Margins for Class A and B
(APRIL – JUNE 2022)

€2.617.949

Betting tax (10%) on the GGR
for Class A and B
(APRIL – JUNE 2022)

8%

Percentage (%) change of
betting tax for Class A and B
(COMPARISON OF 2ND QUARTER
OF 2021-2022)

7

Number of Class A licensed bookmakers

497

Licensed premises

11

Number of Class B licensed bookmakers

16.542

Number of blocked websites, which do
not hold a Class B license or offer illegal
betting services

This report has been prepared by the National Betting Authority and includes the publication of the Financial Results and Quantitative Data of the second quarter of the year 2022 (April-June), and is the continuation of the result's publication, whose ultimate goal is the maximization of transparency and better public awareness. More specifically, the present report provides the aggregated financial results for the second quarter of 2022 and figures for Class A¹ and B² bookmakers, authorized representatives, licensed premises, people in charge of the premises and the list of blocked websites.

It should be noted that, the process for licensing and regulating online betting services for Class B bookmakers was implemented on the 1st of October 2016. The first betting company granted a license by the end of December 2016 and was able to provide betting services from the 1st of January 2017. Three (3) Class B bookmakers commenced the provision of betting services towards the end of the second quarter of 2017.

Reviewing the most important financial results of the second quarter of 2022, an increase of 7% was recorded in the comprehensive income of Class A and B bookmakers (€203.723.256) compared to the same quarter of 2021 (€190.560.298). Compared to the second quarter of 2020, a significant increase of 129% was recorded (€88.943.269).

From the aforementioned comprehensive total income, an amount of €59.827.403 refers to Class A bookmakers, while an amount of €143.895.852 refers to Class B bookmakers. The comprehensive income of Class A bookmakers showed an increase of 29% between April – June 2022, with respect to the second quarter of 2021, and 252% increase with respect to the second quarter of 2020. Regarding Class B bookmakers' comprehensive income, no significant change was recorded in comparison to the second quarter of 2021, while an increase of 100% was recorded in comparison to the same quarter of 2020.

During the second quarter of 2022, both the numbers of Class A (7) and Class B (11) bookmakers remained constant, with respect to the first quarter of 2022.

The total profit distribution (pay out) for Class A and B players in the second quarter of 2022 has reached a total of €177.771.816, recording an increase of 7% in comparison to the same quarter of the last year. In comparison to the total profit distribution during the same quarter of 2020, an increase of 127% was recorded. The largest share of the total profit distribution (pay out), which reached €131.098.164, were paid to Class B players.

The Gross Gaming Revenue (GGR) for Class A and B bookmakers during the second quarter of 2022 (€25.951.440) recorded in their entirety an increase of 7% in comparison to the same quarter of 2021 (€24.279.419). In detail, the GGR for Class A bookmakers for the second quarter of 2022 increased and

reached a total amount of €13.153.752, denoting a significant increase of 40% in comparison to the same quarter of 2021. The GGR for Class B bookmakers for the period between April-June 2022, reached a total amount of €12.797.688, resulting to a decrease of 14%, compared to the same period in 2021.

The total number of Class A licensed premises nationwide remained constant (0%) during the second quarter of 2022 in comparison to the same quarter of the last year. In detail, the number of licensed premises reached a total amount of 497 nationwide, where Nicosia holds the highest number of licensed premises (170), followed by Limassol (148), Larnaca (93), Paphos (52) and Famagusta (34). It is worth noting, that a significant increase of 167% was recorded in the number of cancellations and withdrawal of licenses during the second quarter of 2022 with respect to the same quarter of 2021. The employees within the licensed premises reached the number of 1.409 during the second quarter of 2022, indicating an increase of 10% in regards to the same quarter of 2021.

Finally, blocking procedure results (in action since 2015 and with regards to Class B bookmakers) reveal a significant increase of 2919% between the second quarter of 2022 and the same quarter of 2015. Specifically, the blocking list includes 16.542 websites as recorded in the second quarter of 2022, while just 548 websites were blocked in the same quarter of 2015. Furthermore, the number of blocked websites increased by 3%, compared to the first quarter of 2022, with 409 illegal websites being added to the list.

This report presents the findings of the current betting activity in Cyprus and is accompanied by tables with detailed figures and data.

¹ The term "Class A" refers to land based betting/offline betting

² The term "Class B" refers to online betting

CLASS A&B LICENSED BOOKMAKERS' DATA FOR THE PERIOD 2019-2022

CLASS A&B

2019	QUARTER	JANUARY- MARCH*	APRIL- JUNE*	JULY- SEPTEMBER	OCTOBER- DECEMBER	2019
	Number of Licensees	16	16	16	15	
Comprehensive Income (Pay In)	183,965,158 €	176,480,276 €	190,747,192 €	215,545,609 €	766,738,235 €	
Profit distribution (Pay Out)	163,068,756 €	157,637,494 €	168,678,804 €	188,566,213 €	677,951,268 €	
Gross Gaming Revenue (GGR)	20,896,402 €	18,842,782 €	22,068,387 €	26,979,396 €	88,786,967 €	
Betting Tax - 10%	2,090,021 €	1,886,086 €	2,206,839 €	2,697,940 €	8,880,885 €	
Contribution tax - 3%	627,006 €	565,826 €	662,052 €	809,382 €	2,664,265 €	

2020	QUARTER	JANUARY- MARCH**	APRIL- JUNE**	JULY- SEPTEMBER	OCTOBER- DECEMBER	2020
	Number of Licensees	15	15	15	15	
Comprehensive Income (Pay In)	165,555,454 €	88,943,269 €	170,795,014 €	195,516,156 €	620,809,894 €	
Profit distribution (Pay Out)	140,267,392 €	78,209,456 €	145,903,955 €	167,071,964 €	531,452,768 €	
Gross Gaming Revenue (GGR)	25,288,062 €	10,733,813 €	24,891,059 €	28,444,192 €	89,357,126 €	
Betting Tax - 10%	2,528,806 €	1,073,381 €	2,490,012 €	2,846,313 €	8,938,512 €	
Contribution tax - 3%	758,642 €	322,014 €	747,004 €	853,894 €	2,681,554 €	

2021	QUARTER	JANUARY- MARCH	APRIL- JUNE	JULY- SEPTEMBER	OCTOBER- DECEMBER	2021
	Number of Licensees	17	17	17	17	
Comprehensive Income (Pay In)	174,534,349 €	190,560,298 €	192,087,098 €	226,312,676 €	783,494,421 €	
Profit distribution (Pay Out)	151,710,930 €	166,280,879 €	168,049,257 €	198,473,099 €	684,514,165 €	
Gross Gaming Revenue (GGR)	22,823,419 €	24,279,419 €	24,037,841 €	27,839,577 €	98,980,256 €	
Betting Tax - 10%	2,286,837 €	2,427,942 €	2,414,715 €	2,784,321 €	9,913,815 €	
Contribution tax - 3%	686,051 €	728,383 €	724,415 €	835,296 €	2,974,145 €	

2022	QUARTER	JANUARY- MARCH	APRIL- JUNE
	Number of Licensees	18	18
Comprehensive Income (Pay In)	221,051,623 €	203,723,256 €	
Profit distribution (Pay Out)	191,514,045 €	177,771,816 €	
Gross Gaming Revenue (GGR)	29,537,577 €	25,951,440 €	
Betting Tax - 10%	2,974,721 €	2,617,949 €	
Contribution tax - 3%	892,416 €	785,385 €	

*Note: Insignificant changes in the figures for the first and second quarter of 2019 are attributed to the revision of a Licensee's tax and contribution statements

**Note: Insignificant changes in the figures for the first and second quarter of 2020 are attributed to the revision of a Licensee's tax and contribution statements

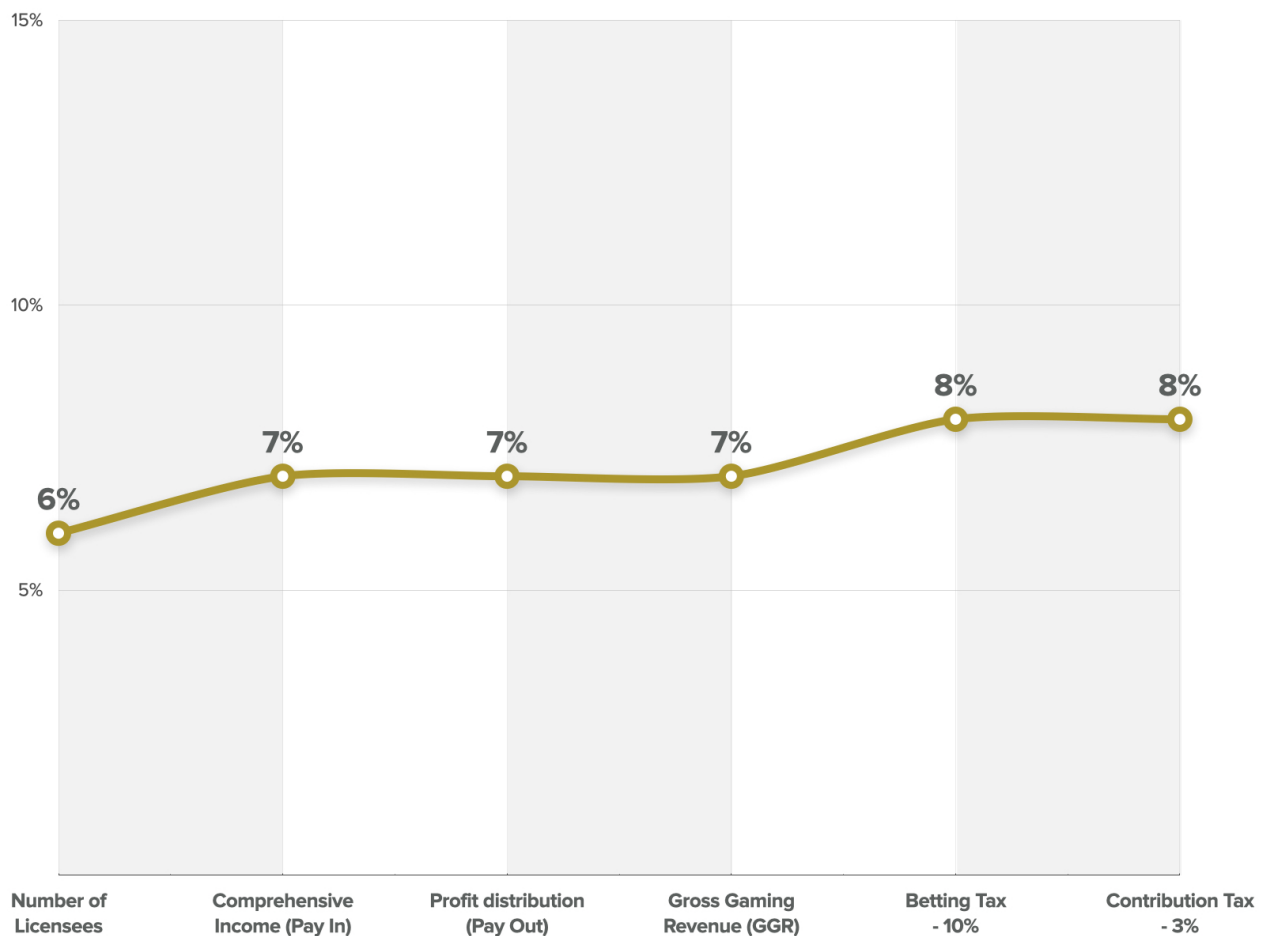
CLASS A&B LICENSED BOOKMAKERS' DATA FOR THE PERIOD 2019-2022

CLASS A&B

PERCENTAGE (%) CHANGE

QUARTER	APRIL-JUNE 2019-2020	APRIL-JUNE 2020-2021	APRIL-JUNE 2020-2022	APRIL-JUNE 2021-2022
Number of Licensees	-6% ▼	13% ▲	20% ▲	6% ▲
Comprehensive Income (Pay In)	-50% ▼	114% ▲	129% ▲	7% ▲
Profit distribution (Pay Out)	-50% ▼	113% ▲	127% ▲	7% ▲
Gross Gaming Revenue (GGR)	-43% ▼	126% ▲	142% ▲	7% ▲
Betting Tax - 10%	-43% ▼	126% ▲	144% ▲	8% ▲
Contribution tax - 3%	-43% ▼	126% ▲	144% ▲	8% ▲

PERCENTAGE (%) CHANGE APRIL-JUNE 2021-2022



CLASS A&B LICENSED BOOKMAKERS' DATA FOR THE PERIOD 2019-2022

CLASS A

2019	QUARTER	JANUARY- MARCH	APRIL- JUNE	JULY- SEPTEMBER	OCTOBER- DECEMBER	2019
	Number of Licensees	6	6	6	6	
	Comprehensive Income (Pay In)	80,918,733 €	69,566,295 €	72,215,835 €	86,361,148 €	309,062,010 €
	Profit distribution (Pay Out)	66,368,666 €	57,053,344 €	57,528,640 €	69,538,943 €	250,489,593 €
	Gross Gaming Revenue (GGR)	14,550,067 €	12,512,951 €	14,687,195 €	16,822,205 €	58,572,418 €
	Betting Tax - 10%	1,455,007 €	1,251,295 €	1,468,719 €	1,682,220 €	5,857,242 €
	Contribution tax - 3%	436,502 €	375,389 €	440,616 €	504,666 €	1,757,173 €
Profit Margin	18%	18%	20%	19%	19%	

2020	QUARTER	JANUARY- MARCH	APRIL- JUNE*	JULY- SEPTEMBER	OCTOBER- DECEMBER	2020
	Number of Licensees	6	6	6	6	
	Comprehensive Income (Pay In)	64,824,979 €	16,990,217 €	65,142,533 €	60,462,017 €	207,419,747 €
	Profit distribution (Pay Out)	49,459,734 €	12,888,497 €	51,083,710 €	46,937,993 €	160,369,934 €
	Gross Gaming Revenue (GGR)	15,365,245 €	4,101,721 €	14,058,823 €	13,524,024 €	47,049,813 €
	Betting Tax - 10%	1,536,524 €	410,172 €	1,405,882 €	1,354,071 €	4,706,650 €
	Contribution tax - 3%	460,957 €	123,052 €	421,765 €	406,221 €	1,411,995 €
Profit Margin	24%	24%	22%	22%	23%	

2021	QUARTER	JANUARY- MARCH	APRIL- JUNE	JULY- SEPTEMBER	OCTOBER- DECEMBER	2021
	Number of Licensees	6	6	6	6	
	Comprehensive Income (Pay In)	31,380,753 €	46,333,305 €	58,747,948 €	70,354,006 €	206,816,012 €
	Profit distribution (Pay Out)	24,813,491 €	36,914,658 €	47,271,663 €	56,204,734 €	165,204,546 €
	Gross Gaming Revenue (GGR)	6,567,262 €	9,418,646 €	11,476,285 €	14,149,272 €	41,611,466 €
	Betting Tax - 10%	656,726 €	941,865 €	1,147,629 €	1,414,927 €	4,161,147 €
	Contribution tax - 3%	197,018 €	282,559 €	344,289 €	424,478 €	1,248,344 €
Profit Margin	21%	20%	20%	20%	20%	

2022	QUARTER	JANUARY- MARCH	APRIL- JUNE
	Number of Licensees	7	7
	Comprehensive Income (Pay In)	66,774,444 €	59,827,403 €
	Profit distribution (Pay Out)	52,657,772 €	46,673,651 €
	Gross Gaming Revenue (GGR)	14,116,672 €	13,153,752 €
	Betting Tax - 10%	1,411,667 €	1,315,375 €
	Contribution tax - 3%	423,500 €	394,613 €
Profit Margin	21%	22%	

*Note: Insignificant changes in the figures for the second quarter of 2020 are attributed to the revision of a Licensee's tax and contribution statements

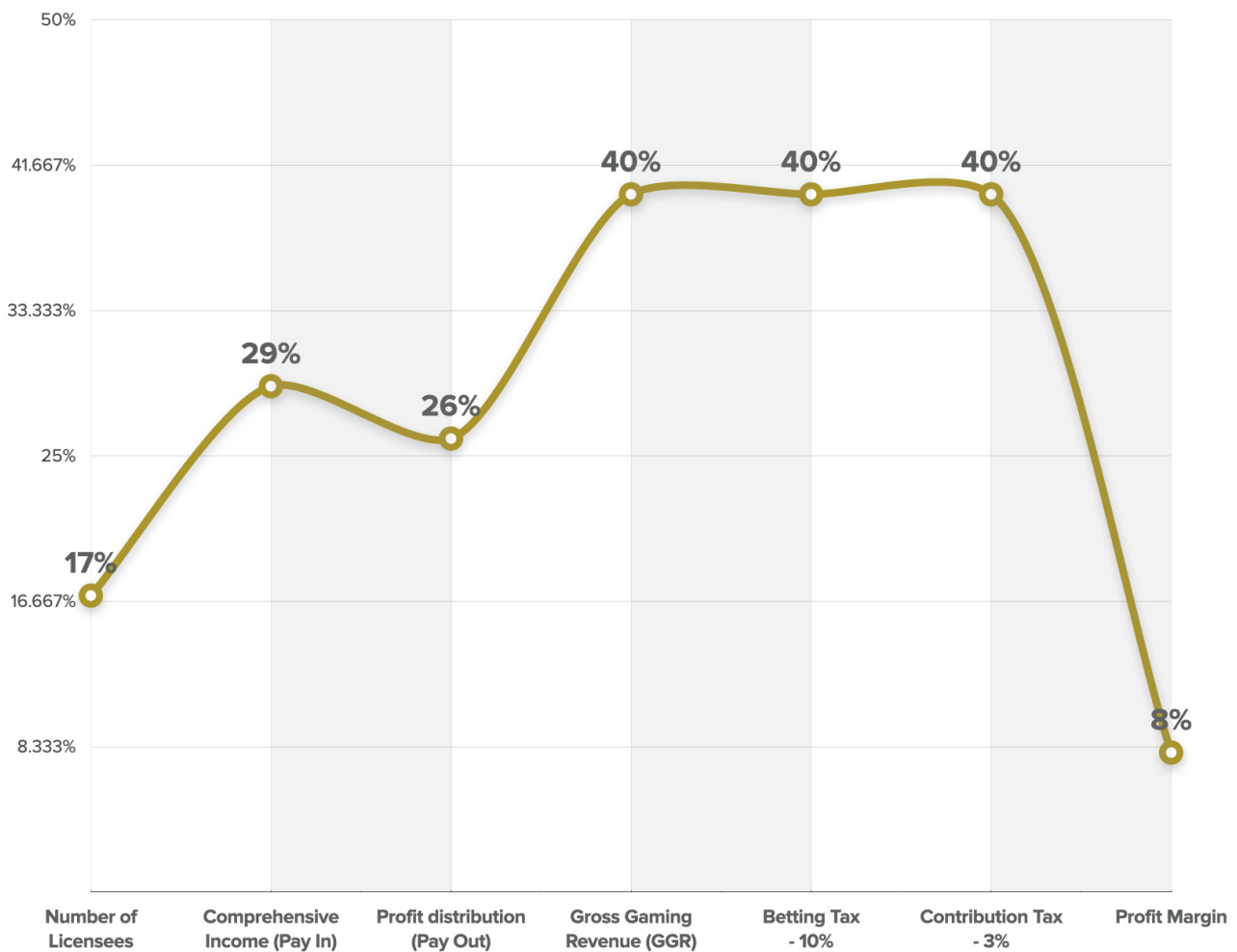
CLASS A&B LICENSED BOOKMAKERS' DATA FOR THE PERIOD 2019-2022

CLASS A

PERCENTAGE (%) CHANGE





QUARTER	APRIL-JUNE 2019-2020	APRIL-JUNE 2020-2021	APRIL-JUNE 2020-2022	APRIL-JUNE 2021-2022
Number of Licensees	0% ▣	0% ▣	17% ▲	17% ▲
Comprehensive Income (Pay In)	-76% ▼	173% ▲	252% ▲	29% ▲
Profit distribution (Pay Out)	-77% ▼	186% ▲	262% ▲	26% ▲
Gross Gaming Revenue (GGR)	-67% ▼	130% ▲	221% ▲	40% ▲
Betting Tax - 10%	-67% ▼	130% ▲	221% ▲	40% ▲
Contribution tax - 3%	-67% ▼	130% ▲	221% ▲	40% ▲
Profit Margin	34% ▲	-16% ▼	-9% ▼	8% ▲

PERCENTAGE (%) CHANGE APRIL-JUNE 2021-2022



CLASS A&B LICENSED BOOKMAKERS' DATA FOR THE PERIOD 2019-2022







CLASS A

	 LICENSED PREMISES	 AUTHORISED AGENTS *	 PREMISES OF CLASS A BOOKMAKERS	 PERSONS RESPONSIBLE FOR PREMISES	 TERMINATION OF LICENCES/ REVOCATION OF APPLICATIONS	 TOTAL NUMBER OF EMPLOYEES
2019						
JANUARY-MARCH	523	422	78	752	53	1101
APRIL-JUNE	554	432	84	865	39	1219
JULY-SEPTEMBER	550	425	88	937	69	1282
OCTOBER-DECEMBER	553	421	98	976	104	1316
2020						
JANUARY-MARCH	560	417	110	997	20	1337
APRIL-JUNE	524	414	77	954	73	1292
JULY-SEPTEMBER	507	399	76	934	103	1256
OCTOBER-DECEMBER	488	375	82	932	126	1223
2021						
JANUARY-MARCH	496	380	82	955	7	1247
APRIL-JUNE	498	380	83	984	6	1276
JULY-SEPTEMBER	496	373	83	1015	20	1301
OCTOBER-DECEMBER	487	370	81	1063	13	1336
2022						
JANUARY-MARCH	490	363	85	1104	16	1379
APRIL-JUNE	497	370	93	1139	16	1409

*Number of natural and legal persons who hold licenses for authorised agents

CLASS A&B LICENSED BOOKMAKERS' DATA FOR THE PERIOD 2019-2022

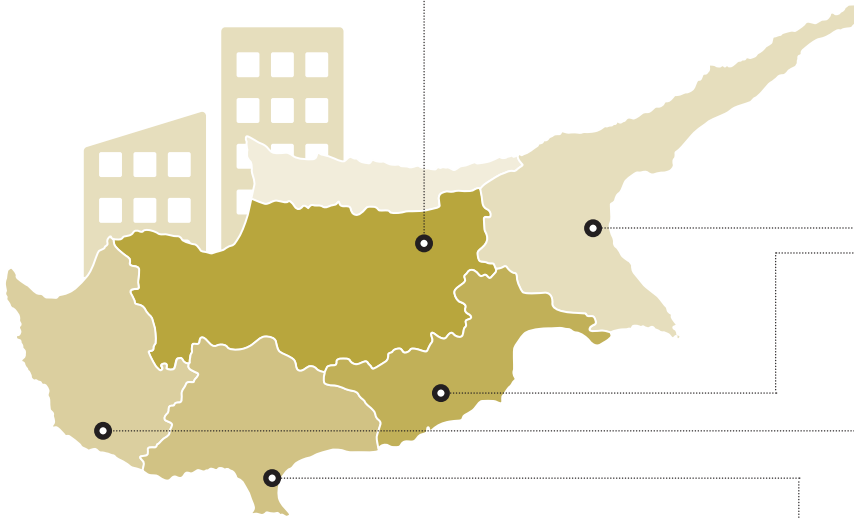
CLASS A

	 LICENSED PREMISES	 AUTHORISED AGENTS *	 PREMISES OF CLASS A BOOKMAKERS	 PERSONS RESPONSIBLE FOR PREMISES	 TERMINATION OF LICENCES/ REVOCATION OF APPLICATIONS	 TOTAL NUMBER OF EMPLOYEES
Percentage (%) change						
APRIL-JUNE 2019-2020	-5% ▼	-4% ▼	-8% ▼	10% ▲	87% ▲	6% ▲
APRIL-JUNE 2020-2021	-5% ▼	-8% ▼	8% ▲	3% ▲	-92% ▼	-1% ▼
APRIL-JUNE 2020-2022	-5% ▼	-11% ▼	21% ▲	19% ▲	-78% ▼	9% ▲
APRIL-JUNE 2021-2022	0% ■	-3% ▼	12% ▲	16% ▲	167% ▲	10% ▲

*Number of natural and legal persons who hold licenses for authorised agents

CLASS A&B LICENSED BOOKMAKERS' DATA FOR THE PERIOD 2019-2022

CLASS A LICENSED PREMISES



NICOSIA	2019	2020	2021	2022
JANUARY-MARCH	175	190	171	166
APRIL-JUNE	182	178	171	170
JULY-SEPTEMBER	182	173	171	
OCTOBER-DECEMBER	186	170	168	

LARNACA	2019	2020	2021	2022
JANUARY-MARCH	93	103	88	87
APRIL-JUNE	97	95	88	93
JULY-SEPTEMBER	97	92	86	
OCTOBER-DECEMBER	101	87	85	

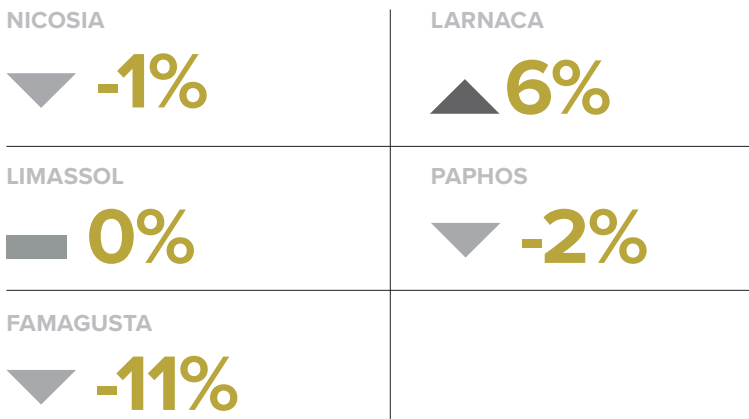
LIMASSOL	2019	2020	2021	2022
JANUARY-MARCH	157	172	148	149
APRIL-JUNE	173	158	148	148
JULY-SEPTEMBER	170	148	149	
OCTOBER-DECEMBER	169	147	148	

PAPHOS	2019	2020	2021	2022
JANUARY-MARCH	55	57	51	52
APRIL-JUNE	59	52	53	52
JULY-SEPTEMBER	59	53	52	
OCTOBER-DECEMBER	58	50	51	

FAMAGUSTA	2019	2020	2021	2022
JANUARY-MARCH	43	38	38	36
APRIL-JUNE	43	41	38	34
JULY-SEPTEMBER	42	41	38	
OCTOBER-DECEMBER	39	34	35	

Percentage (%) change

COMPARISON OF APRIL-JUNE 2021 WITH APRIL-JUNE 2022



QUARTER	APR-JUN 2019-2020	APR-JUN 2020-2021	APR-JUN 2020-2022	APR-JUN 2021-2022
NICOSIA	-2% ▼	-4% ▼	-4% ▼	-1% ▼
LARNACA	-2% ▼	-7% ▼	-2% ▼	6% ▲
LIMASSOL	-9% ▼	-6% ▼	-6% ▼	0% ■
PAPHOS	-12% ▼	2% ▲	0% ■	-2% ▼
FAMAGUSTA	-5% ▼	-7% ▼	-17% ▼	-11% ▼

CLASS A&B LICENSED BOOKMAKERS' DATA FOR THE PERIOD 2019-2022

CLASS B

2019	QUARTER	JANUARY-MARCH*	APRIL-JUNE*	JULY-SEPTEMBER	OCTOBER-DECEMBER	2019
	Number of Licensees	10	10	10	9	
	Comprehensive Income (Pay In)	103,046,425 €	106,913,981 €	118,531,357 €	129,184,461 €	457,676,224 €
	Profit distribution (Pay Out)	96,700,091 €	100,584,150 €	111,150,164 €	119,027,270 €	427,461,675 €
	Gross Gaming Revenue (GGR)	6,346,334 €	6,329,831 €	7,381,193 €	10,157,191 €	30,214,549 €
	Betting Tax - 10%	635,014 €	634,791 €	738,119 €	1,015,719 €	3,023,643 €
	Contribution tax - 3%	190,504 €	190,437 €	221,436 €	304,716 €	907,093 €
	Profit Margin	6%	6%	6%	8%	7%

2020	QUARTER	JANUARY-MARCH**	APRIL-JUNE**	JULY-SEPTEMBER	OCTOBER-DECEMBER	2020
	Number of Licensees	9	9	9	9	
	Comprehensive Income (Pay In)	100,730,475 €	71,953,052 €	105,652,481 €	135,054,139 €	413,390,147 €
	Profit distribution (Pay Out)	90,807,658 €	65,320,960 €	94,820,245 €	120,133,971 €	371,082,834 €
	Gross Gaming Revenue (GGR)	9,922,818 €	6,632,092 €	10,832,236 €	14,920,168 €	42,307,313 €
	Betting Tax - 10% **	992,282 €	663,209 €	1,084,130 €	1,492,241 €	4,231,862 €
	Contribution tax - 3%	297,685 €	198,963 €	325,239 €	447,672 €	1,269,559 €
	Profit Margin	10%	9%	10%	11%	10%

2021	QUARTER	JANUARY-MARCH	APRIL-JUNE	JULY-SEPTEMBER	OCTOBER-DECEMBER	2021
	Number of Licensees***	11	11	11	11	
	Comprehensive Income (Pay In)	143,153,596 €	144,226,993 €	133,339,150 €	155,958,670 €	576,678,409 €
	Profit distribution (Pay Out)	126,897,439 €	129,366,220 €	120,777,594 €	142,268,366 €	519,309,619 €
	Gross Gaming Revenue (GGR)	16,256,157 €	14,860,772 €	12,561,556 €	13,690,304 €	57,368,790 €
	Betting Tax - 10%	1,630,111 €	1,486,078 €	1,267,086 €	1,369,394 €	5,752,669 €
	Contribution tax - 3%	489,033 €	445,823 €	380,126 €	410,818 €	1,725,801 €
	Profit Margin	11%	10%	9%	9%	10%

2022	QUARTER	JANUARY-MARCH	APRIL-JUNE
	Number of Licensees	11	11
	Comprehensive Income (Pay In)	154,277,179 €	143,895,852 €
	Profit distribution (Pay Out)	138,856,274 €	131,098,164 €
	Gross Gaming Revenue (GGR)	15,420,905 €	12,797,688 €
	Betting Tax - 10%	1,563,054 €	1,302,574 €
	Contribution tax - 3%	468,916 €	390,772 €
	Profit Margin	10%	9%

*Insignificant changes in the figures for the first and second quarter of 2019 are attributed to the revision of a Licensee's tax and contribution statements

**Insignificant changes in the figures for the first and second quarter of 2020 are attributed to the revision of a Licensee's tax and contribution statements

*** It should be noted that two (2) licensed Class B bookmakers by their own decision, have temporarily interrupted the provision of betting services.

CLASS A&B LICENSED BOOKMAKERS' DATA FOR THE PERIOD 2019-2022

CLASS B

PERCENTAGE (%) CHANGE

QUARTER	APRIL-JUNE 2019-2020	APRIL-JUNE 2020-2021	APRIL-JUNE 2020-2022	APRIL-JUNE 2021-2022
Number of Licensees	-10% ▼	22% ▲	22% ▲	0% ■
Comprehensive Income (Pay In)	-33% ▼	100% ▲	100% ▲	0% ■
Profit distribution (Pay Out)	-35% ▼	98% ▲	101% ▲	1% ▲
Gross Gaming Revenue (GGR)	5% ▲	124% ▲	93% ▲	-14% ▼
Betting Tax - 10%	4% ▲	124% ▲	96% ▲	-12% ▼
Contribution tax - 3%	4% ▲	124% ▲	96% ▲	-12% ▼
Profit Margin	56% ▲	12% ▲	-4% ▼	-14% ▼

Blocking list of illegal betting services providers

2019	2020	2021
JANUARY-MARCH 8731	JANUARY-MARCH 11824	JANUARY-MARCH 14381
APRIL-JUNE 9624	APRIL-JUNE 12563	APRIL-JUNE 14891
JULY-SEPTEMBER 10592	JULY-SEPTEMBER 13305	JULY-SEPTEMBER 15322
OCTOBER-DECEMBER 11363	OCTOBER-DECEMBER 13808	OCTOBER-DECEMBER 15657

2022
JANUARY-MARCH 16133
APRIL-JUNE 16542



PERCENTAGE (%) CHANGE

QUARTER	NUMBER OF WEBSITES
APRIL - JUNE 2019-2020	31% ▲
APRIL - JUNE 2020-2021	19% ▲
APRIL - JUNE 2020-2022	32% ▲
APRIL - JUNE 2021-2022	11% ▲

Authorised Agent – means the person who provides betting services on account of a Class A licensed bookmaker

Authority – means the National Betting Authority

Bet – means any type of bet on sports events where the competitors are natural persons or on other type of events in which natural persons participate, which actually take place, provided that the winnings of each player are determined by the person who organises the bet, before or at the time of the placing of the bet, by reference both to the amount paid by each player in order to take part in the bet, as well as to the odds set for the specific bet, which is conducted pursuant to a Class A or B bookmaker's licence as specified in the Betting Law of 2019

Betting Tax – the amount of betting tax, for each accounting period, amounts to ten per cent (10%) on the net proceeds from the licensed Class A or B bookmaker's bet, for the corresponding accounting period

Blocking List - Internet service providers are obliged to apply a blocking system to prevent their clients/users from accessing betting service providers who do not hold a Class B license and to service providers, as established in sections 83, 84, 85, 86 and 87 of the Betting Law of 2019. The Authority makes available online the updated blocking list with the total number of websites that did not apply for a Class B license or offer illegal betting services at the link <https://nba.gov.cy/wp-content/uploads/BlockingListLatest.txt>, as well as on the Authority's website www.nba.gov.cy

Class A bookmaker – means the legal person for whom a bookmaker's license is issued and which authorizes the provision of carrying out betting services within licensed premises excluding Class B betting services and horse racing betting

Class B bookmaker – means the legal person for whom a bookmaker's license is issued and which authorizes the provision of online betting services, excluding slot machines, online casino games and electronic horse-racing betting.

Comprehensive income X (pay in) – is the total amounts paid to Class A or B licensed bookmaker, for a particular accounting period, in relation to bets carried out by him

Contribution tax – the amount payable to the Authority as a contribution, amounts to three per cent (3%) of the net proceeds from bets from a Class A or B licensed bookmaker, for the corresponding accounting period

Gross Gaming Revenue (GGR) – is the amount of net pro-

ceeds from a bet from a Class A or B licensed bookmaker, for a particular accounting period, and equals with (comprehensive income) pay in minus profit distribution (pay out)

Licensed premises – means the premises for which a license for premises is issued

License for premises – means the license to use the premises to provide Class A betting services

Person – means a natural or a legal person

Person in charge of premises – means the person who is named as the person responsible for the application of the provisions of the Betting Law of 2019 within the premises

Profit distribution Y (pay out) – is the total amounts paid by the Class A or B licensed bookmaker, for a particular period, as winnings to persons who bet, irrespective as to when the bets were placed or played

Unlawful bet – means a bet carried out contrary to the provisions of the Law or any other bet expressly prohibited by the provisions of the Law

www.nba.gov.cy

Digeni Akrita 83, 1070, Nicosia

Call centre: 22 881800

Email: info@nba.gov.cy

www.safergambling.gov.cy

Digeni Akrita 83,1070, Nicosia

Call centre: 22 881800

Email: info@responsiblegaming.gov.cy



NATIONAL
BETTING
AUTHORITY

