



NATIONAL  
BETTING  
AUTHORITY

# GAMBLING INDUSTRY STATISTICS

- ✓ FINANCIAL RESULTS
- ✓ QUANTITATIVE DATA

JANUARY 2020 – DECEMBER 2023

(UPDATED TO INCLUDE RESULTS FROM OCTOBER TO DECEMBER 2023)

## Table of Contents

---

<b>Main Findings (fourth quarter of 2023: October-December 2023)</b> .....	<b>3</b>
<b>Comparative Annual Data</b> .....	<b>4</b>
<b>Abstract</b> .....	<b>6</b>
<b>Class A&amp;B licensed bookmakers' data for the period 2020-2023</b> .....	<b>7</b>
<b>Appendix - Terminology</b> .....	<b>17</b>

**€325.601.464**

Comprehensive Income (Pay In)  
of Class A and B Bookmakers  
(OCTOBER – DECEMBER 2023)

**10%**

Percentage (%) change of  
Class A and B's Pay in  
(COMPARISON OF 4<sup>TH</sup> QUARTER  
OF 2022-2023)

**€291.754.064**

Total Profit Distribution (Pay Out)  
of Class A and B  
(OCTOBER – DECEMBER 2023)

**10%**

Percentage (%) change of  
Class A and B's Pay Out  
(COMPARISON OF 4<sup>TH</sup> QUARTER  
OF 2022-2023)

**€33.847.400**

Gross Gaming Revenue (GGR)  
of Class A and B  
(OCTOBER – DECEMBER 2023)

**10%**

Profit Margins for Class A and B  
(OCTOBER – DECEMBER 2023)

**€3.403.341**

Betting tax (10%) on the GGR  
for Class A and B  
(OCTOBER – DECEMBER 2023)

**7%**

Percentage (%) change of  
betting tax for Class A and B  
(COMPARISON OF 4<sup>TH</sup> QUARTER  
OF 2022-2023)

**7**

Number of Class A licensed bookmakers

**490**

Licensed premises

**13**

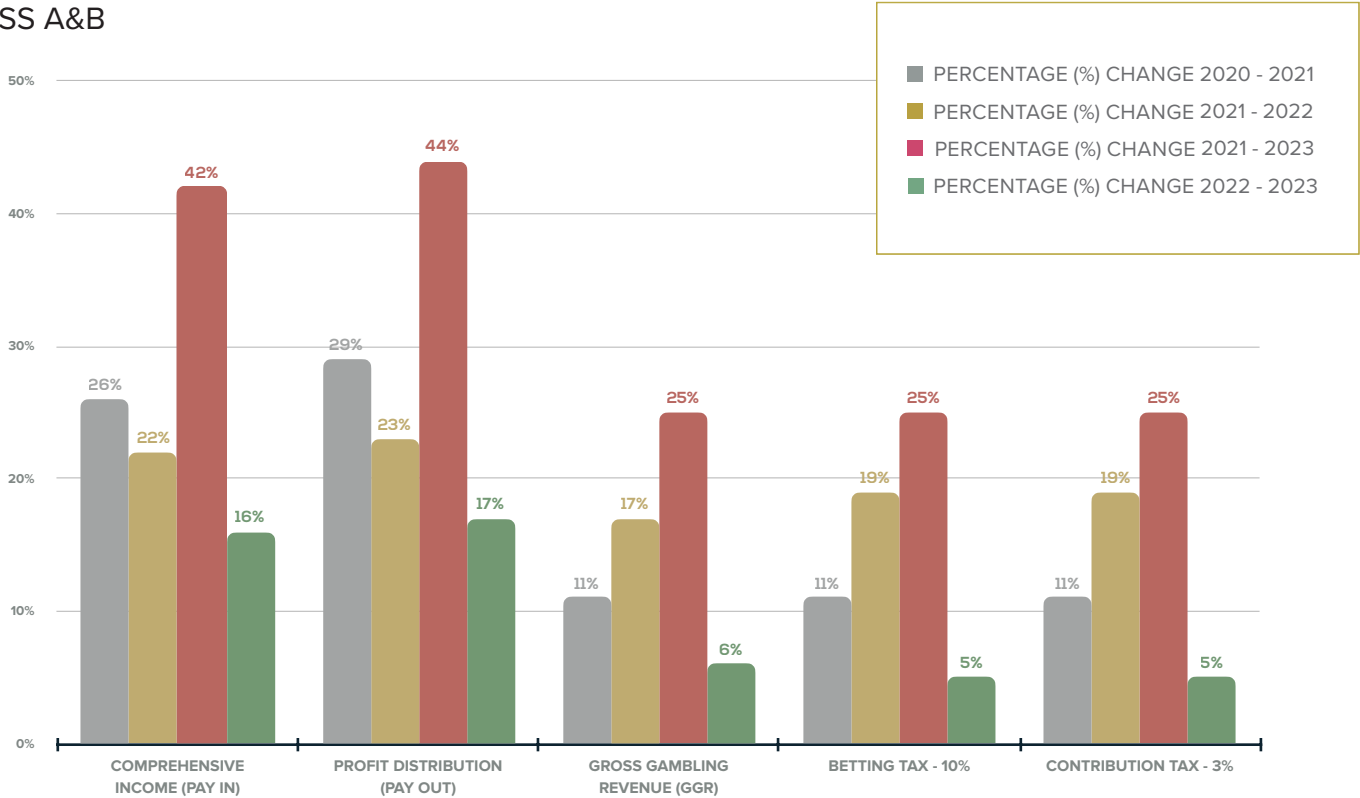
Number of Class B licensed bookmakers

**19.073**

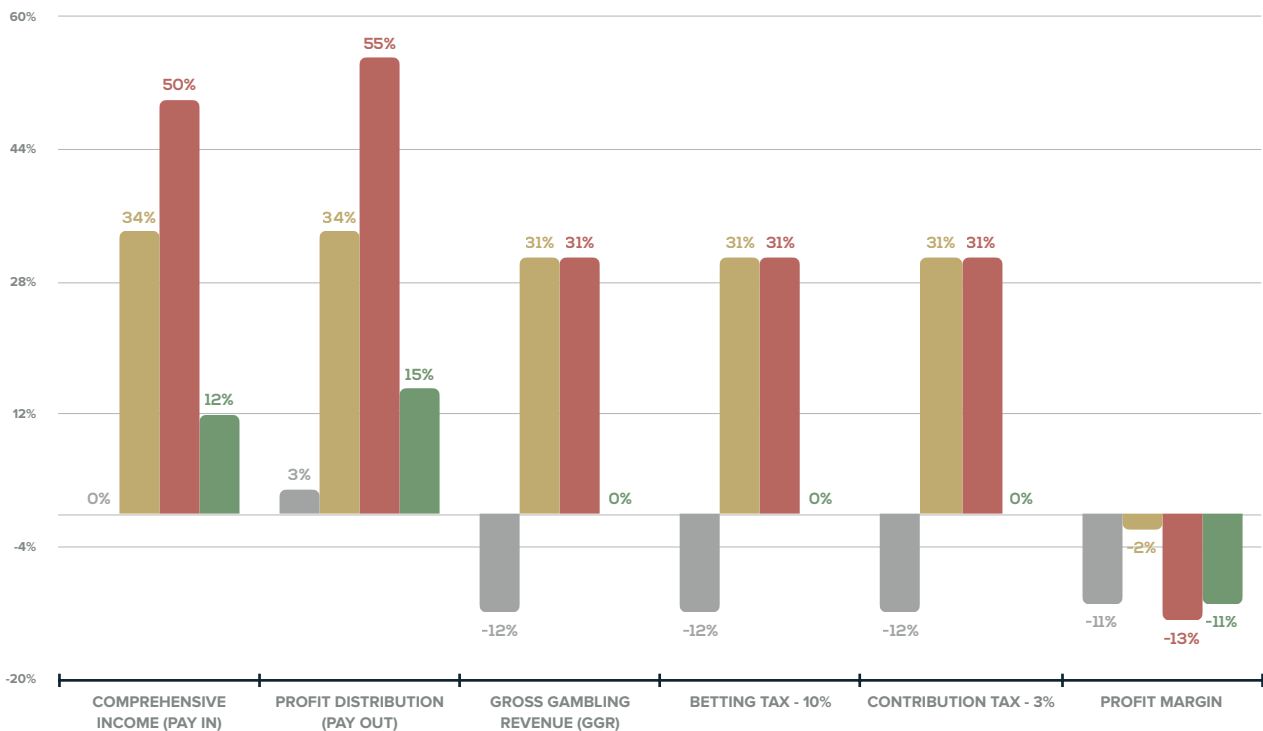
Number of blocked websites, which do  
not hold a Class B license or offer illegal  
betting services

# COMPARATIVE ANNUAL DATA OF CLASS A&B LICENSED BOOKMAKERS FOR THE PERIOD 2020-2023

## CLASS A&B

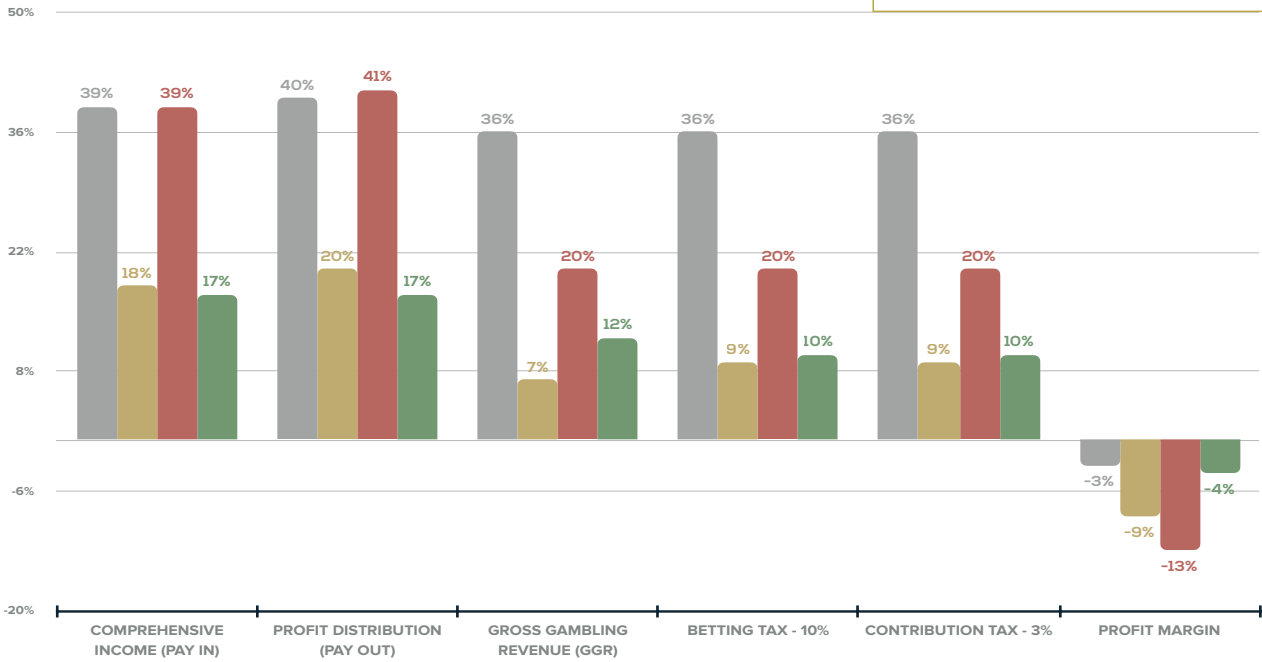
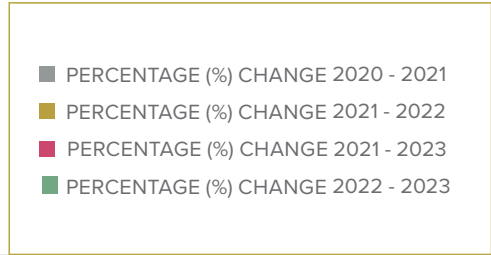


## CLASS A



# COMPARATIVE ANNUAL DATA OF CLASS A&B LICENSED BOOKMAKERS FOR THE PERIOD 2020-2023

## CLASS B



This report has been prepared by the National Betting Authority and includes the publication of the Financial Results and Quantitative Data of the fourth quarter of the year 2023 (October-December), and is the continuation of the result's publication, whose ultimate goal is the maximization of transparency and better public awareness. More specifically, the present report provides the aggregated financial results for the fourth quarter of 2023 and figures for Class A<sup>1</sup> and B<sup>2</sup> bookmakers, authorized representatives, licensed premises, people in charge of the premises and the list of blocked websites.

It should be noted that, the process for licensing and regulating online betting services for Class B bookmakers was implemented on the 1st of October 2016. The first betting company granted a license by the end of December 2016 and was able to provide betting services from the 1st of January 2017. Three (3) Class B bookmakers commenced the provision of betting services towards the end of the second quarter of 2017.

Reviewing the most important financial results of the fourth quarter of 2023, an increase of 10% was recorded in the comprehensive income of Class A and B bookmakers (€325.601.464) compared to the same quarter of 2022 (€296.607.170). Compared to the fourth quarter of 2021, a significant increase of 44% was recorded (€226.312.676).

From the aforementioned comprehensive total income, an amount of €90.487.835 refers to Class A bookmakers, while an amount of €235.113.629 refers to Class B bookmakers. The comprehensive income of Class A bookmakers showed an increase of 8% between October-December 2023, with respect to the fourth quarter of 2022, and 29% increase with respect to the fourth quarter of 2021. Regarding Class B bookmakers' comprehensive income, an increase of 11% was recorded in comparison to the fourth quarter of 2022, and a significant increase of 51% was recorded in comparison to the fourth quarter of 2021.

During the fourth quarter of 2023, both the numbers of Class A (7) and Class B (13) bookmakers remained constant, with respect to the third quarter of 2023.

The total profit distribution (pay out) for Class A and B players in the fourth quarter of 2023 has reached a total of €291.754.064, recording an increase of 10% in comparison to the same quarter of the last year. In comparison to the total profit distribution during the same quarter of 2021, an increase of 47% was recorded. The largest share of the total profit distribution (pay out), which reached €216.072.279, were paid to Class B players.

The Gross Gaming Revenue (GGR) for Class A and B bookmakers during the fourth quarter of 2023 (€33.847.400) recorded in their entirety an increase of 9% in comparison to the same quarter of 2022 (€30.934.442). In detail, the GGR for Class A

bookmakers for the fourth quarter of 2023 reached a total amount of €14.806.050, denoting an increase of 8% in comparison to the same quarter of 2022. The GGR for Class B bookmakers for the period between October-December 2023, reached a total amount of €19.041.349, resulting to an increase of 11%, compared to the same period in 2022.

The total number of Class A licensed premises nationwide increased (2%) during the fourth quarter of 2023 in comparison to the same quarter of the last year. In detail, the number of licensed premises reached a total amount of 490 nationwide, where Nicosia holds the highest number of licensed premises (170), followed by Limassol (139), Larnaca (90), Paphos (54) and Famagusta (37). It is worth noting, that an increase of 11% was recorded in the number of cancellations and withdrawal of licenses during the fourth quarter of 2023 with respect to the same quarter of 2022. The employees within the licensed premises reached the number of 1.476 during the fourth quarter of 2023, indicating an increase of 4% in regards to the same quarter of 2022.

Finally, blocking procedure results (in action since 2015 and with regards to Class B bookmakers) reveal a significant increase of 3380% between the fourth quarter of 2023 and the same quarter of 2015. Specifically, the blocking list includes 19.073 websites as recorded in the fourth quarter of 2023, while just 548 websites were blocked in the same quarter of 2015. Furthermore, the number of blocked websites increased by 3%, compared to the third quarter of 2023, with 496 illegal websites being added to the list.

This report presents the findings of the current betting activity in Cyprus and is accompanied by tables with detailed figures and data.

<sup>1</sup> The term "Class A" refers to land based betting/offline betting

<sup>2</sup> The term "Class B" refers to online betting

# CLASS A&B LICENSED BOOKMAKERS' DATA FOR THE PERIOD 2020-2023

## CLASS A&B

2020	QUARTER	JANUARY- MARCH*	APRIL- JUNE*	JULY- SEPTEMBER	OCTOBER- DECEMBER	2020
	Number of Licensees	15	15	15	15	
	Comprehensive Income (Pay In)	165,555,454 €	88,943,269 €	170,795,014 €	195,516,156 €	620,809,894 €
	Profit distribution (Pay Out)	140,267,392 €	78,209,456 €	145,903,955 €	167,071,964 €	531,452,768 €
	Gross Gaming Revenue (GGR)	25,288,062 €	10,733,813 €	24,891,059 €	28,444,192 €	89,357,126 €
	Betting Tax - 10%	2,528,806 €	1,073,381 €	2,490,012 €	2,846,313 €	8,938,512 €
Contribution tax - 3%	758,642 €	322,014 €	747,004 €	853,894 €	2,681,554 €	

2021	QUARTER	JANUARY- MARCH	APRIL- JUNE	JULY- SEPTEMBER	OCTOBER- DECEMBER	2021
	Number of Licensees	17	17	17	17	
	Comprehensive Income (Pay In)	174,534,349 €	190,560,298 €	192,087,098 €	226,312,676 €	783,494,421 €
	Profit distribution (Pay Out)	151,710,930 €	166,280,879 €	168,049,257 €	198,473,099 €	684,514,165 €
	Gross Gaming Revenue (GGR)	22,823,419 €	24,279,419 €	24,037,841 €	27,839,577 €	98,980,256 €
	Betting Tax - 10%	2,286,837 €	2,427,942 €	2,414,715 €	2,784,321 €	9,913,815 €
Contribution tax - 3%	686,051 €	728,383 €	724,415 €	835,296 €	2,974,145 €	

2022	QUARTER	JANUARY- MARCH	APRIL- JUNE	JULY- SEPTEMBER	OCTOBER- DECEMBER	2022
	Number of Licensees	18	18	18	18	
	Comprehensive Income (Pay In)	221,051,623 €	203,723,256 €	238,175,857 €	296,607,170 €	959,557,906 €
	Profit distribution (Pay Out)	191,514,045 €	177,771,816 €	208,470,718 €	265,672,729 €	843,429,308 €
	Gross Gaming Revenue (GGR)	29,537,577 €	25,951,440 €	29,705,139 €	30,934,442 €	116,128,598 €
	Betting Tax - 10%	2,974,721 €	2,617,949 €	2,972,272 €	3,187,333 €	11,752,275 €
Contribution tax - 3%	892,416 €	785,385 €	891,682 €	956,200 €	3,525,683 €	

2023	QUARTER	JANUARY- MARCH	APRIL- JUNE	JULY- SEPTEMBER	OCTOBER- DECEMBER	2023
	Number of Licensees	19	19	20	20	
	Comprehensive Income (Pay In)	267,620,865 €	256,546,057 €	259,440,696 €	325,601,464 €	1,109,209,082 €
	Profit distribution (Pay Out)	234,285,825 €	227,734,827 €	232,011,110 €	291,754,064 €	985,785,827 €
	Gross Gaming Revenue (GGR)	33,335,040 €	28,811,229 €	27,429,585 €	33,847,400 €	123,423,255 €
	Betting Tax - 10%	3,339,474 €	2,881,123 €	2,742,959 €	3,403,341 €	12,366,896 €
Contribution tax - 3%	1,001,842 €	864,337 €	822,888 €	1,021,002 €	3,710,069 €	

\*Note: Insignificant changes in the figures for the first and second quarter of 2020 are attributed to the revision of a Licensee's tax and contribution statements

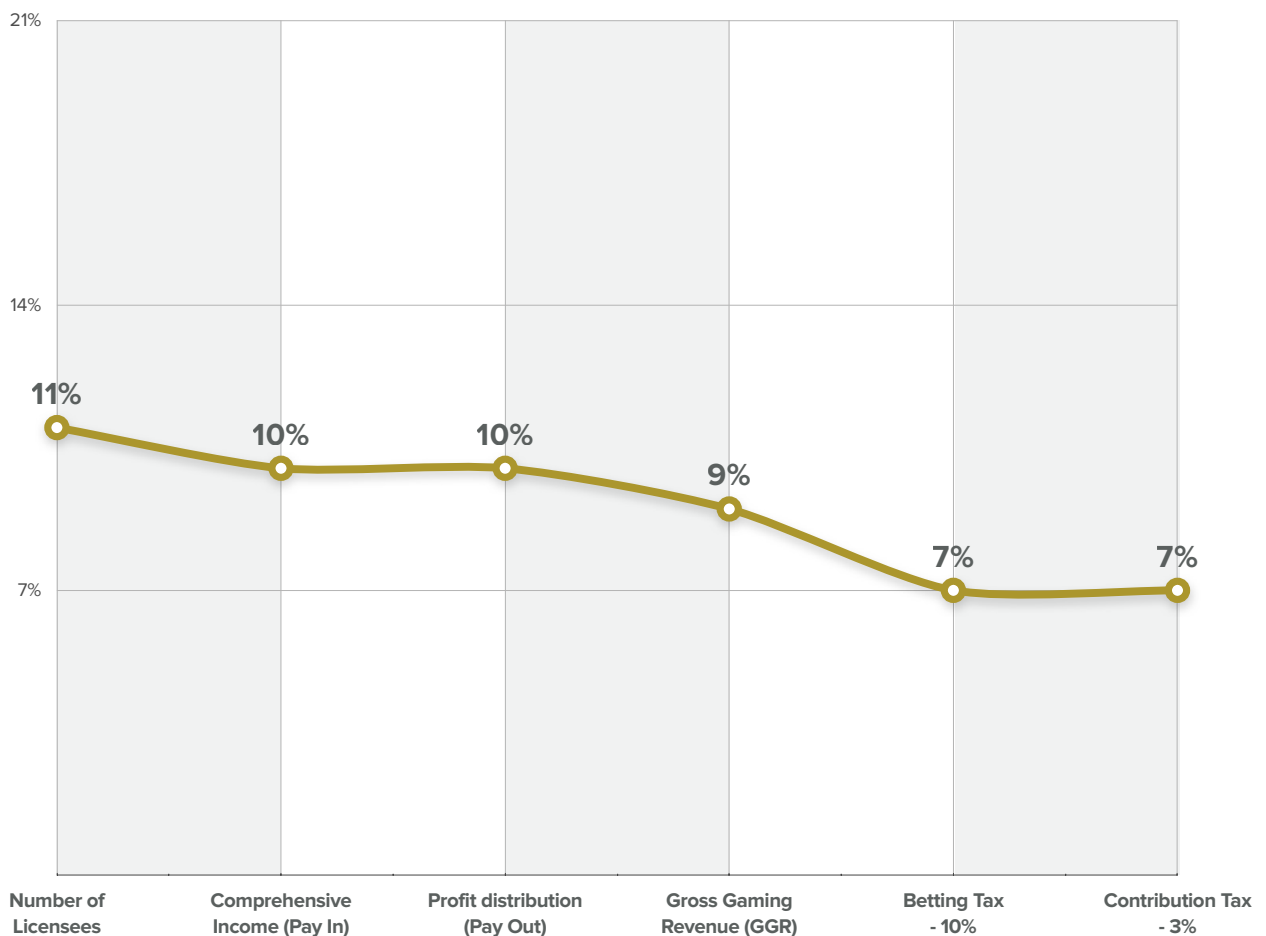
# CLASS A&B LICENSED BOOKMAKERS' DATA FOR THE PERIOD 2020-2023

## CLASS A&B

### PERCENTAGE (%) CHANGE

QUARTER	OCTOBER-DECEMBER 2020-2021	OCTOBER-DECEMBER 2021-2022	OCTOBER-DECEMBER 2021-2023	OCTOBER-DECEMBER 2022-2023
Number of Licensees	13% ▲	6% ▲	18% ▲	11% ▲
Comprehensive Income (Pay In)	16% ▲	31% ▲	44% ▲	10% ▲
Profit distribution (Pay Out)	19% ▲	34% ▲	47% ▲	10% ▲
Gross Gaming Revenue (GGR)	-2% ▼	11% ▲	22% ▲	9% ▲
Betting Tax - 10%	-2% ▼	14% ▲	22% ▲	7% ▲
Contribution tax - 3%	-2% ▼	14% ▲	22% ▲	7% ▲

### PERCENTAGE (%) CHANGE OCTOBER-DECEMBER 2022-2023





# CLASS A&B LICENSED BOOKMAKERS' DATA FOR THE PERIOD 2020-2023

## CLASS A

2020	QUARTER	JANUARY- MARCH	APRIL- JUNE*	JULY- SEPTEMBER	OCTOBER- DECEMBER	2020
	Number of Licensees	6	6	6	6	
	Comprehensive Income (Pay In)	64,824,979 €	16,990,217 €	65,142,533 €	60,462,017 €	207,419,747 €
	Profit distribution (Pay Out)	49,459,734 €	12,888,497 €	51,083,710 €	46,937,993 €	160,369,934 €
	Gross Gaming Revenue (GGR)	15,365,245 €	4,101,721 €	14,058,823 €	13,524,024 €	47,049,813 €
	Betting Tax - 10%	1,536,524 €	410,172 €	1,405,882 €	1,354,071 €	4,706,650 €
	Contribution tax - 3%	460,957 €	123,052 €	421,765 €	406,221 €	1,411,995 €
	Profit Margin	24%	24%	22%	22%	23%

2021	QUARTER	JANUARY- MARCH	APRIL- JUNE	JULY- SEPTEMBER	OCTOBER- DECEMBER	2021
	Number of Licensees	6	6	6	6	
	Comprehensive Income (Pay In)	31,380,753 €	46,333,305 €	58,747,948 €	70,354,006 €	206,816,012 €
	Profit distribution (Pay Out)	24,813,491 €	36,914,658 €	47,271,663 €	56,204,734 €	165,204,546 €
	Gross Gaming Revenue (GGR)	6,567,262 €	9,418,646 €	11,476,285 €	14,149,272 €	41,611,466 €
	Betting Tax - 10%	656,726 €	941,865 €	1,147,629 €	1,414,927 €	4,161,147 €
	Contribution tax - 3%	197,018 €	282,559 €	344,289 €	424,478 €	1,248,344 €
	Profit Margin	21%	20%	20%	20%	20%

2022	QUARTER	JANUARY- MARCH	APRIL- JUNE	JULY- SEPTEMBER	OCTOBER- DECEMBER	2022
	Number of Licensees	7	7	7	7	
	Comprehensive Income (Pay In)	66,774,444 €	59,827,403 €	65,617,373 €	€84,091,389	276,310,609 €
	Profit distribution (Pay Out)	52,657,772 €	46,673,651 €	52,003,425 €	€70,364,495	221,699,343 €
	Gross Gaming Revenue (GGR)	14,116,672 €	13,153,752 €	13,613,948 €	€13,726,894	54,611,266 €
	Betting Tax - 10%	1,411,667 €	1,315,375 €	1,361,395 €	€1,372,689	5,461,127 €
	Contribution tax - 3%	423,500 €	394,613 €	408,418 €	€411,807	1,638,338 €
	Profit Margin	21%	22%	21%	16%	20%

2023	QUARTER	JANUARY- MARCH	APRIL- JUNE	JULY- SEPTEMBER	OCTOBER- DECEMBER	2023
	Number of Licensees	7	7	7	7	
	Comprehensive Income (Pay In)	76,677,996 €	72,008,160 €	70,941,349 €	90,487,835 €	310,115,340 €
	Profit distribution (Pay Out)	61,737,344 €	58,906,563 €	59,284,169 €	75,681,785 €	255,609,861 €
	Gross Gaming Revenue (GGR)	14,940,652 €	13,101,597 €	11,657,180 €	14,806,050 €	54,505,479 €
	Betting Tax - 10%	1,494,065 €	1,310,160 €	1,165,718 €	1,483,613 €	5,453,556 €
	Contribution tax - 3%	448,220 €	393,048 €	349,715 €	445,084 €	1,636,067 €
	Profit Margin	19%	18%	16%	16%	18%

\*Note: Insignificant changes in the figures for the second quarter of 2020 are attributed to the revision of a Licensee's tax and contribution statements

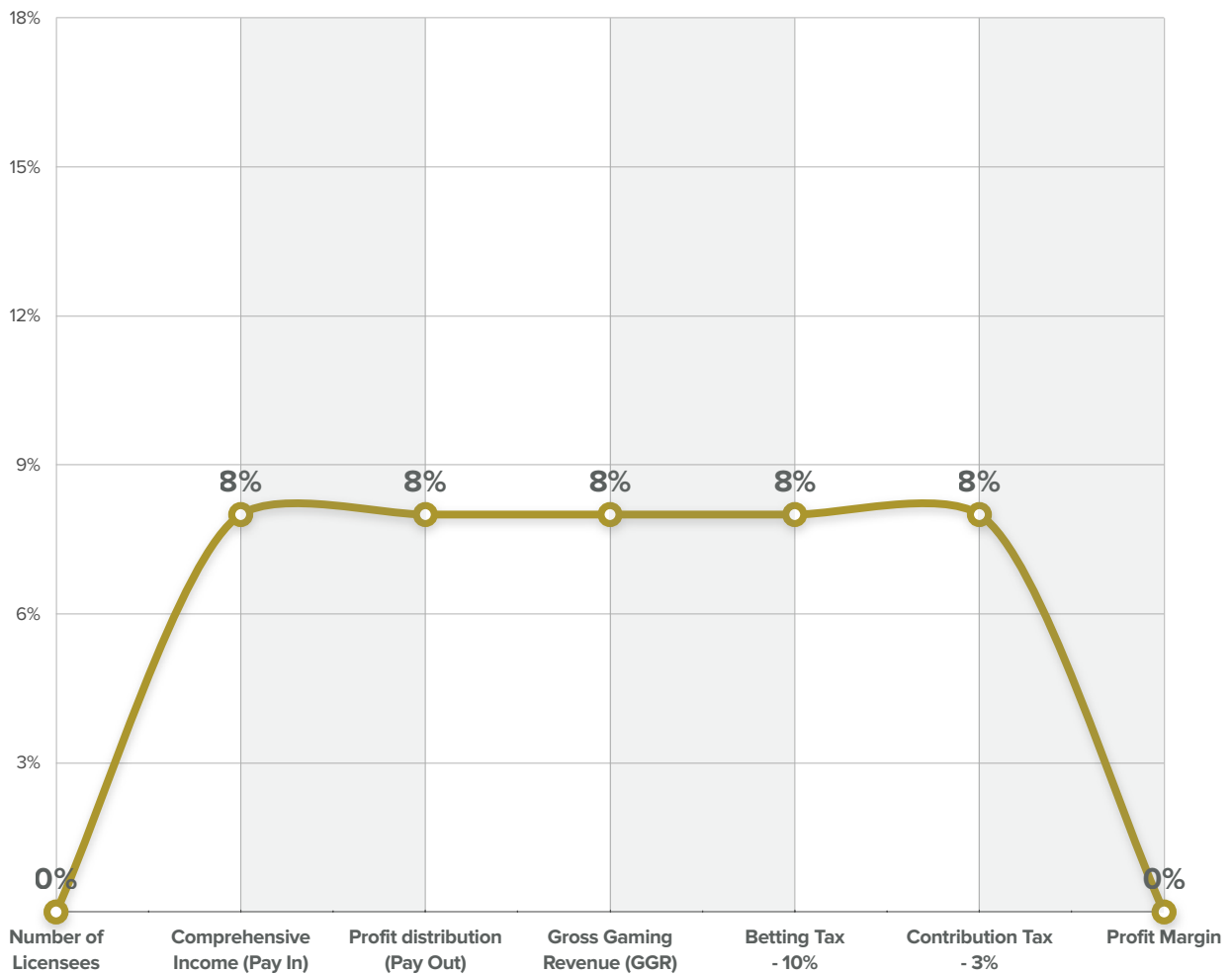
# CLASS A&B LICENSED BOOKMAKERS' DATA FOR THE PERIOD 2020-2023

## CLASS A

### PERCENTAGE (%) CHANGE

QUARTER	OCTOBER-DECEMBER 2020-2021	OCTOBER-DECEMBER 2021-2022	OCTOBER-DECEMBER 2021-2023	OCTOBER-DECEMBER 2022-2023
Number of Licensees	0% ▬	17% ▲	17% ▲	0% ▬
Comprehensive Income (Pay In)	16% ▲	20% ▲	29% ▲	8% ▲
Profit distribution (Pay Out)	20% ▲	25% ▲	35% ▲	8% ▲
Gross Gaming Revenue (GGR)	5% ▲	-3% ▼	5% ▲	8% ▲
Betting Tax - 10%	4% ▲	-3% ▼	5% ▲	8% ▲
Contribution tax - 3%	4% ▲	-3% ▼	5% ▲	8% ▲
Profit Margin	-10% ▼	-19% ▼	-19% ▼	0% ▬

### PERCENTAGE (%) CHANGE OCTOBER-DECEMBER 2022-2023



# CLASS A&B LICENSED BOOKMAKERS' DATA FOR THE PERIOD 2020-2023







## CLASS A

	 LICENSED PREMISES	 AUTHORISED AGENTS *	 PREMISES OF CLASS A BOOKMAKERS	 PERSONS RESPONSIBLE FOR PREMISES	 TERMINATION OF LICENCES/ REVOCATION OF APPLICATIONS	 TOTAL NUMBER OF EMPLOYEES
<b>2020</b>						
JANUARY-MARCH	560	417	110	997	20	1337
APRIL-JUNE	524	414	77	954	73	1292
JULY-SEPTEMBER	507	399	76	934	103	1256
OCTOBER-DECEMBER	488	375	82	932	126	1223
<b>2021</b>						
JANUARY-MARCH	496	380	82	955	7	1247
APRIL-JUNE	498	380	83	984	6	1276
JULY-SEPTEMBER	496	373	83	1015	20	1301
OCTOBER-DECEMBER	487	370	81	1063	13	1336
<b>2022</b>						
JANUARY-MARCH	490	363	85	1104	16	1379
APRIL-JUNE	497	370	93	1139	16	1409
JULY-SEPTEMBER	498	372	93	1163	9	1433
OCTOBER-DECEMBER	479	357	92	1167	9	1422
<b>2023</b>						
JANUARY-MARCH	489	363	96	1112	6	1364
APRIL-JUNE	494	362	101	1174	12	1428
JULY-SEPTEMBER	490	357	102	1223	13	1472
OCTOBER-DECEMBER	490	354	104	1230	10	1476

\*Number of natural and legal persons who hold licenses for authorised agents

# CLASS A&B LICENSED BOOKMAKERS' DATA FOR THE PERIOD 2020-2023

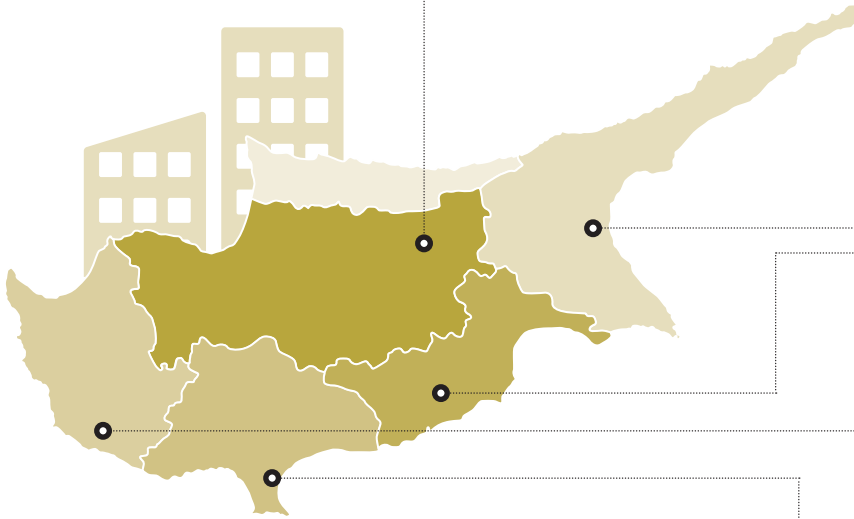
## CLASS A

	 LICENSED PREMISES	 AUTHORISED AGENTS *	 PREMISES OF CLASS A BOOKMAKERS	 PERSONS RESPONSIBLE FOR PREMISES	 TERMINATION OF LICENCES/ REVOCATION OF APPLICATIONS	 TOTAL NUMBER OF EMPLOYEES
<b>Percentage (%) change</b>						
OCTOBER-DECEMBER 2020-2021	0% ▬	-1% ▼	-1% ▼	14% ▲	-90% ▼	9% ▲
OCTOBER-DECEMBER 2021-2022	-2% ▼	-4% ▼	14% ▲	10% ▲	-31% ▼	6% ▲
OCTOBER-DECEMBER 2021-2023	1% ▲	-4% ▼	28% ▲	16% ▲	-23% ▼	10% ▲
OCTOBER-DECEMBER 2022-2023	2% ▲	-1% ▼	13% ▲	5% ▲	11% ▲	4% ▲

\*Number of natural and legal persons who hold licenses for authorised agents

# CLASS A&B LICENSED BOOKMAKERS' DATA FOR THE PERIOD 2020-2023

## CLASS A LICENSED PREMISES



NICOSIA	2020	2021	2022	2023
JANUARY-MARCH	190	171	166	169
APRIL-JUNE	178	171	170	169
JULY-SEPTEMBER	173	171	169	169
OCTOBER-DECEMBER	170	168	166	170

LARNACA	2020	2021	2022	2023
JANUARY-MARCH	103	88	87	87
APRIL-JUNE	95	88	93	90
JULY-SEPTEMBER	92	86	92	88
OCTOBER-DECEMBER	87	85	86	90

LIMASSOL	2020	2021	2022	2023
JANUARY-MARCH	172	148	149	141
APRIL-JUNE	158	148	148	141
JULY-SEPTEMBER	148	149	149	140
OCTOBER-DECEMBER	147	148	142	139

PAPHOS	2020	2021	2022	2023
JANUARY-MARCH	57	51	52	54
APRIL-JUNE	52	53	52	55
JULY-SEPTEMBER	53	52	53	54
OCTOBER-DECEMBER	50	51	52	54

FAMAGUSTA	2020	2021	2022	2023
JANUARY-MARCH	38	38	36	38
APRIL-JUNE	41	38	34	39
JULY-SEPTEMBER	41	38	35	39
OCTOBER-DECEMBER	34	35	33	37

### Percentage (%) change

#### COMPARISON OF OCTOBER-DECEMBER 2021 WITH OCTOBER-DECEMBER 2022

NICOSIA	▲ 2%	LARNACA	▲ 5%
LIMASSOL	▼ -2%	PAPHOS	▲ 4%
FAMAGUSTA	▲ 12%		

QUARTER	OCT - DEC 2020-2021	OCT - DEC 2021-2022	OCT - DEC 2021-2023	OCT - DEC 2022-2023
ΛΕΥΚΩΣΙΑ	-1% ▼	-1% ▼	1% ▲	2% ▲
LARNACA	-2% ▼	1% ▲	6% ▲	5% ▲
LIMASSOL	1% ▲	-4% ▼	-6% ▼	-2% ▼
PAPHOS	2% ▲	2% ▲	6% ▲	4% ▲
FAMAGUSTA	3% ▲	-6% ▼	6% ▲	12% ▲

# CLASS A&B LICENSED BOOKMAKERS' DATA FOR THE PERIOD 2020-2023

## CLASS B

2020	QUARTER	JANUARY-MARCH*	APRIL-JUNE*	JULY-SEPTEMBER	OCTOBER-DECEMBER	2020
	Number of Licensees	9	9	9	9	
	Comprehensive Income (Pay In)	100,730,475 €	71,953,052 €	105,652,481 €	135,054,139 €	413,390,147 €
	Profit distribution (Pay Out)	90,807,658 €	65,320,960 €	94,820,245 €	120,133,971 €	371,082,834 €
	Gross Gaming Revenue (GGR)	9,922,818 €	6,632,092 €	10,832,236 €	14,920,168 €	42,307,313 €
	Betting Tax - 10%	992,282 €	663,209 €	1,084,130 €	1,492,241 €	4,231,862 €
	Contribution tax - 3%	297,685 €	198,963 €	325,239 €	447,672 €	1,269,559 €
	Profit Margin	10%	9%	10%	11%	10%

2021	QUARTER	JANUARY-MARCH	APRIL-JUNE	JULY-SEPTEMBER	OCTOBER-DECEMBER	2021
	Number of Licensees**	11	11	11	11	
	Comprehensive Income (Pay In)	143,153,596 €	144,226,993 €	133,339,150 €	155,958,670 €	576,678,409 €
	Profit distribution (Pay Out)	126,897,439 €	129,366,220 €	120,777,594 €	142,268,366 €	519,309,619 €
	Gross Gaming Revenue (GGR)	16,256,157 €	14,860,772 €	12,561,556 €	13,690,304 €	57,368,790 €
	Betting Tax - 10%	1,630,111 €	1,486,078 €	1,267,086 €	1,369,394 €	5,752,669 €
	Contribution tax - 3%	489,033 €	445,823 €	380,126 €	410,818 €	1,725,801 €
	Profit Margin	11%	10%	9%	9%	10%

2022	QUARTER	JANUARY-MARCH	APRIL-JUNE	JULY-SEPTEMBER	OCTOBER-DECEMBER	2022
	Number of Licensees**	11	11	11	11	
	Comprehensive Income (Pay In)	154,277,179 €	143,895,852 €	172,558,484 €	212,515,781 €	683,247,296 €
	Profit distribution (Pay Out)	138,856,274 €	131,098,164 €	156,467,293 €	195,308,233 €	621,729,965 €
	Gross Gaming Revenue (GGR)	15,420,905 €	12,797,688 €	16,091,190 €	17,207,548 €	61,517,332 €
	Betting Tax - 10%	1,563,054 €	1,302,574 €	1,610,878 €	1,814,643 €	6,291,149 €
	Contribution tax - 3%	468,916 €	390,772 €	483,263 €	544,393 €	1,887,345 €
	Profit Margin	10%	9%	9%	8%	9%

2023	QUARTER	JANUARY-MARCH	APRIL-JUNE	JULY-SEPTEMBER	OCTOBER-DECEMBER	2023
	Number of Licensees	12	12	13	13	
	Comprehensive Income (Pay In)	190,942,870 €	184,537,897 €	188,499,347 €	235,113,629 €	799,093,742 €
	Profit distribution (Pay Out)	172,548,482 €	168,828,264 €	172,726,941 €	216,072,279 €	€730,175,966 €
	Gross Gaming Revenue (GGR)	18,394,388 €	15,709,633 €	15,772,406 €	19,041,349 €	68,917,776 €
	Betting Tax - 10%	1,845,408 €	1,570,963 €	1,577,241 €	1,919,728 €	6,913,340 €
	Contribution tax - 3%	553,622 €	471,289 €	473,172 €	575,918 €	2,074,002 €
	Profit Margin	10%	9%	8%	8%	9%

\*Insignificant changes in the figures for the first and second quarter of 2020 are attributed to the revision of a Licensee's tax and contribution statements

\*\* It should be noted that two (2) licensed Class B bookmakers by their own decision, have temporarily interrupted the provision of betting services.

# CLASS A&B LICENSED BOOKMAKERS' DATA FOR THE PERIOD 2020-2023

## CLASS B

### PERCENTAGE (%) CHANGE

QUARTER	OCTOBER- DECEMBER 2020-2021	OCTOBER- DECEMBER 2021-2022	OCTOBER- DECEMBER 2021-2023	OCTOBER- DECEMBER 2022-2023
Number of Licensees	22% ▲	0% –	18% ▲	18% ▲
Comprehensive Income (Pay In)	15% ▲	36% ▲	51% ▲	11% ▲
Profit distribution (Pay Out)	18% ▲	37% ▲	52% ▲	11% ▲
Gross Gaming Revenue (GGR)	-8% ▼	26% ▲	39% ▲	11% ▲
Betting Tax - 10%	-8% ▼	33% ▲	40% ▲	6% ▲
Contribution tax - 3%	-8% ▼	33% ▲	40% ▲	6% ▲
Profit Margin	-21% ▼	-8% ▼	-8% ▼	0% –

Blocking list of illegal betting services providers

2020	2021	2022
JANUARY-MARCH <b>11824</b>	JANUARY-MARCH <b>14381</b>	JANUARY-MARCH <b>16133</b>
APRIL-JUNE <b>12563</b>	APRIL-JUNE <b>14891</b>	APRIL-JUNE <b>16542</b>
JULY-SEPTEMBER <b>13305</b>	JULY-SEPTEMBER <b>15322</b>	JULY-SEPTEMBER <b>16983</b>
OCTOBER-DECEMBER <b>13808</b>	OCTOBER-DECEMBER <b>15657</b>	OCTOBER-DECEMBER <b>17340</b>



2023
JANUARY-MARCH <b>17831</b>
APRIL-JUNE <b>18238</b>
JULY-SEPTEMBER <b>18577</b>
OCTOBER-DECEMBER <b>19073</b>

PERCENTAGE (%) CHANGE

QUARTER	NUMBER OF WEBSITES
OCTOBER-DECEMBER 2020-2021	13% ▲
OCTOBER-DECEMBER 2021-2022	11% ▲
OCTOBER-DECEMBER 2021-2023	22% ▲
OCTOBER-DECEMBER 2022-2023	10% ▲



**Authorised Agent** – means the person who provides betting services on account of a Class A licensed bookmaker

**Authority** – means the National Betting Authority

**Bet** – means any type of bet on sports events where the competitors are natural persons or on other type of events in which natural persons participate, which actually take place, provided that the winnings of each player are determined by the person who organises the bet, before or at the time of the placing of the bet, by reference both to the amount paid by each player in order to take part in the bet, as well as to the odds set for the specific bet, which is conducted pursuant to a Class A or B bookmaker's licence as specified in the Betting Law of 2019

**Betting Tax** – the amount of betting tax, for each accounting period, amounts to ten per cent (10%) on the net proceeds from the licensed Class A or B bookmaker's bet, for the corresponding accounting period

**Blocking List** - Internet service providers are obliged to apply a blocking system to prevent their clients/users from accessing betting service providers who do not hold a Class B license and to service providers, as established in sections 83, 84, 85, 86 and 87 of the Betting Law of 2019. The Authority makes available online the updated blocking list with the total number of websites that did not apply for a Class B license or offer illegal betting services at the link <https://nba.gov.cy/wp-content/uploads/BlockingListLatest.txt>, as well as on the Authority's website [www.nba.gov.cy](http://www.nba.gov.cy)

**Class A bookmaker** – means the legal person for whom a bookmaker's license is issued and which authorizes the provision of carrying out betting services within licensed premises excluding Class B betting services and horse racing betting

**Class B bookmaker** – means the legal person for whom a bookmaker's license is issued and which authorizes the provision of online betting services, excluding slot machines, online casino games and electronic horse-racing betting.

**Comprehensive income X (pay in)** – is the total amounts paid to Class A or B licensed bookmaker, for a particular accounting period, in relation to bets carried out by him

**Contribution tax** – the amount payable to the Authority as a contribution, amounts to three per cent (3%) of the net proceeds from bets from a Class A or B licensed bookmaker, for the corresponding accounting period

**Gross Gaming Revenue (GGR)** – is the amount of net pro-

ceeds from a bet from a Class A or B licensed bookmaker, for a particular accounting period, and equals with (comprehensive income) pay in minus profit distribution (pay out)

**Licensed premises** – means the premises for which a license for premises is issued

**License for premises** – means the license to use the premises to provide Class A betting services

**Person** – means a natural or a legal person

**Person in charge of premises** – means the person who is named as the person responsible for the application of the provisions of the Betting Law of 2019 within the premises

**Profit distribution Y (pay out)** – is the total amounts paid by the Class A or B licensed bookmaker, for a particular period, as winnings to persons who bet, irrespective as to when the bets were placed or played

**Unlawful bet** – means a bet carried out contrary to the provisions of the Law or any other bet expressly prohibited by the provisions of the Law

**[www.nba.gov.cy](http://www.nba.gov.cy)**

Digeni Akrita 83, 1070, Nicosia

**Call centre:** 22 881800

**Email:** [info@nba.gov.cy](mailto:info@nba.gov.cy)

**[www.safergambling.gov.cy](http://www.safergambling.gov.cy)**

Digeni Akrita 83,1070, Nicosia

**Call centre:** 22 881800

**Email:** [info@responsiblegaming.gov.cy](mailto:info@responsiblegaming.gov.cy)



NATIONAL  
BETTING  
AUTHORITY

