



NATIONAL
BETTING
AUTHORITY

GAMBLING INDUSTRY STATISTICS

- ✓ FINANCIAL RESULTS
- ✓ QUANTITATIVE DATA

JANUARY 2021 – MARCH 2024

(UPDATED TO INCLUDE RESULTS FROM JANUARY TO MARCH 2024)

Table of Contents

Main Findings (first quarter of 2024: January-March 2024)	3
Abstract	4
Class A&B licensed bookmakers' data for the period 2021-2024	5
Appendix - Terminology	15

€321.490.614

Comprehensive Income (Pay In)
of Class A and B Bookmakers
(JANUARY – MARCH 2024)

20%

Percentage (%) change of
Class A and B's Pay in
(COMPARISON OF 1ST QUARTER
OF 2023-2024)

€285.351.313

Total Profit Distribution (Pay Out)
of Class A and B
(JANUARY – MARCH 2024)

22%

Percentage (%) change of
Class A and B's Pay Out
(COMPARISON OF 1ST QUARTER
OF 2023-2024)

€36.139.301

Gross Gaming Revenue (GGR)
of Class A and B
(JANUARY – MARCH 2024)

11%

Profit Margins for Class A and B
(JANUARY – MARCH 2024)

€3.613.930

Betting tax (10%) on the GGR
for Class A and B
(JANUARY – MARCH 2024)

8%

Percentage (%) change of
betting tax for Class A and B
(COMPARISON OF 1ST QUARTER
OF 2023-2024)

6

Number of Class A licensed bookmakers

474

Licensed premises

13

Number of Class B licensed bookmakers

20.036

Number of blocked websites, which do
not hold a Class B license or offer illegal
betting services

This report has been prepared by the National Betting Authority and includes the publication of the Financial Results and Quantitative Data of the first quarter of the year 2024 (January-March), and is the continuation of the result's publication, whose ultimate goal is the maximization of transparency and better public awareness. More specifically, the present report provides the aggregated financial results for the first quarter of 2024 and figures for Class A¹ and B² bookmakers, authorized representatives, licensed premises, people in charge of the premises and the list of blocked websites.

It should be noted that, the process for licensing and regulating online betting services for Class B bookmakers was implemented on the 1st of October 2016. The first betting company granted a license by the end of December 2016 and was able to provide betting services from the 1st of January 2017. Three (3) Class B bookmakers commenced the provision of betting services towards the end of the second quarter of 2017.

Reviewing the most important financial results of the first quarter of 2024, an increase of 20% was recorded in the comprehensive income of Class A and B bookmakers (€321.490.614) compared to the same quarter of 2023 (€267,620,865). Compared to the first quarter of 2022, a significant increase of 45% was recorded (€221.051.623).

From the aforementioned comprehensive total income, an amount of €84.663.024 refers to Class A bookmakers, while an amount of €236.827.590 refers to Class B bookmakers. The comprehensive income of Class A bookmakers showed an increase of 10% between January-March 2024, with respect to the first quarter of 2023, and 27% increase with respect to the first quarter of 2022. Regarding Class B bookmakers' comprehensive income, an increase of 24% was recorded in comparison to the first quarter of 2023, and a significant increase of 54% was recorded in comparison to the first quarter of 2022.

During the first quarter of 2024, the numbers of Class A bookmakers decreased (6), with respect to the fourth quarter of 2023. The numbers of Class B (13) bookmakers remained constant, with respect to the fourth quarter of 2023.

The total profit distribution (pay out) for Class A and B players in the first quarter of 2024 has reached a total of €285.351.313, recording an increase of 22% in comparison to the same quarter of the last year. In comparison to the total profit distribution during the same quarter of 2022, an increase of 49% was recorded. The largest share of the total profit distribution (pay out), which reached €215.884.617, were paid to Class B players.

The Gross Gaming Revenue (GGR) for Class A and B bookmakers during the first quarter of 2024 (€36.139.301) recorded in their entirety an increase of 8% in comparison to the same quarter of 2023 (€33.335.040). In detail, the GGR for Class A bookmakers

for the first quarter of 2024 increased and reached a total amount of €15.196.328, denoting an increase of 2% in comparison to the same quarter of 2023. The GGR for Class B bookmakers for the period between January-March 2024, reached a total amount of €20.942.973, resulting to an increase of 14%, compared to the same period in 2023.

The total number of Class A licensed premises nationwide decreased (3%) during the first quarter of 2024 in comparison to the same quarter of the last year. In detail, the number of licensed premises reached a total amount of 474 nationwide, where Nicosia holds the highest number of licensed premises (163), followed by Limassol (135), Larnaca (89), Paphos (53) and Famagusta (34). It is worth noting, that a rapid increase of 117% was recorded in the number of cancellations and withdrawal of licenses during the first quarter of 2024 with respect to the same quarter of 2023. The employees within the licensed premises reached the number of 1.461 during the first quarter of 2024, indicating an increase of 7% in regards to the same quarter of 2023.

Finally, blocking procedure results (in action since 2015 and with regards to Class B bookmakers) reveal a significant increase of 3556% between the first quarter of 2024 and the same quarter of 2016. Specifically, the blocking list includes 20.036 websites as recorded in the first quarter of 2024, while just 548 websites were blocked in the same quarter of 2016. Furthermore, the number of blocked websites increased by 5%, compared to the fourth quarter of 2023, with 963 illegal websites being added to the list.

This report presents the findings of the current betting activity in Cyprus and is accompanied by tables with detailed figures and data.

¹ The term "Class A" refers to land based betting/offline betting

² The term "Class B" refers to online betting

CLASS A&B LICENSED BOOKMAKERS' DATA FOR THE PERIOD 2021-2024

CLASS A&B

2021	QUARTER	JANUARY- MARCH	APRIL- JUNE	JULY- SEPTEMBER	OCTOBER- DECEMBER	2021
	Number of Licensees	17	17	17	17	
	Comprehensive Income (Pay In)	174,534,349 €	190,560,298 €	192,087,098 €	226,312,676 €	783,494,421 €
	Profit distribution (Pay Out)	151,710,930 €	166,280,879 €	168,049,257 €	198,473,099 €	684,514,165 €
	Gross Gaming Revenue (GGR)	22,823,419 €	24,279,419 €	24,037,841 €	27,839,577 €	98,980,256 €
	Betting Tax - 10%	2,286,837 €	2,427,942 €	2,414,715 €	2,784,321 €	9,913,815 €
Contribution tax - 3%	686,051 €	728,383 €	724,415 €	835,296 €	2,974,145 €	

2022	QUARTER	JANUARY- MARCH	APRIL- JUNE	JULY- SEPTEMBER	OCTOBER- DECEMBER	2022
	Number of Licensees	18	18	18	18	
	Comprehensive Income (Pay In)	221,051,623 €	203,723,256 €	238,175,857 €	296,607,170 €	959,557,906 €
	Profit distribution (Pay Out)	191,514,045 €	177,771,816 €	208,470,718 €	265,672,729 €	843,429,308 €
	Gross Gaming Revenue (GGR)	29,537,577 €	25,951,440 €	29,705,139 €	30,934,442 €	116,128,598 €
	Betting Tax - 10%	2,974,721 €	2,617,949 €	2,972,272 €	3,187,333 €	11,752,275 €
Contribution tax - 3%	892,416 €	785,385 €	891,682 €	956,200 €	3,525,683 €	

2023	QUARTER	JANUARY- MARCH	APRIL- JUNE	JULY- SEPTEMBER	OCTOBER- DECEMBER	2023
	Number of Licensees	19	19	20	20	
	Comprehensive Income (Pay In)	267,620,865 €	256,546,057 €	259,440,696 €	325,601,464 €	1,109,209,082 €
	Profit distribution (Pay Out)	234,285,825 €	227,734,827 €	232,011,110 €	291,754,064 €	985,785,827 €
	Gross Gaming Revenue (GGR)	33,335,040 €	28,811,229 €	27,429,585 €	33,847,400 €	123,423,255 €
	Betting Tax - 10%	3,339,474 €	2,881,123 €	2,742,959 €	3,403,341 €	12,366,896 €
Contribution tax - 3%	1,001,842 €	864,337 €	822,888 €	1,021,002 €	3,710,069 €	

2024	QUARTER	JANUARY- MARCH
	Number of Licensees	19
	Comprehensive Income (Pay In)	321,490,614 €
	Profit distribution (Pay Out)	285,351,313 €
	Gross Gaming Revenue (GGR)	36,139,301 €
	Betting Tax - 10%	3,613,930 €
Contribution tax - 3%	1,084,179 €	

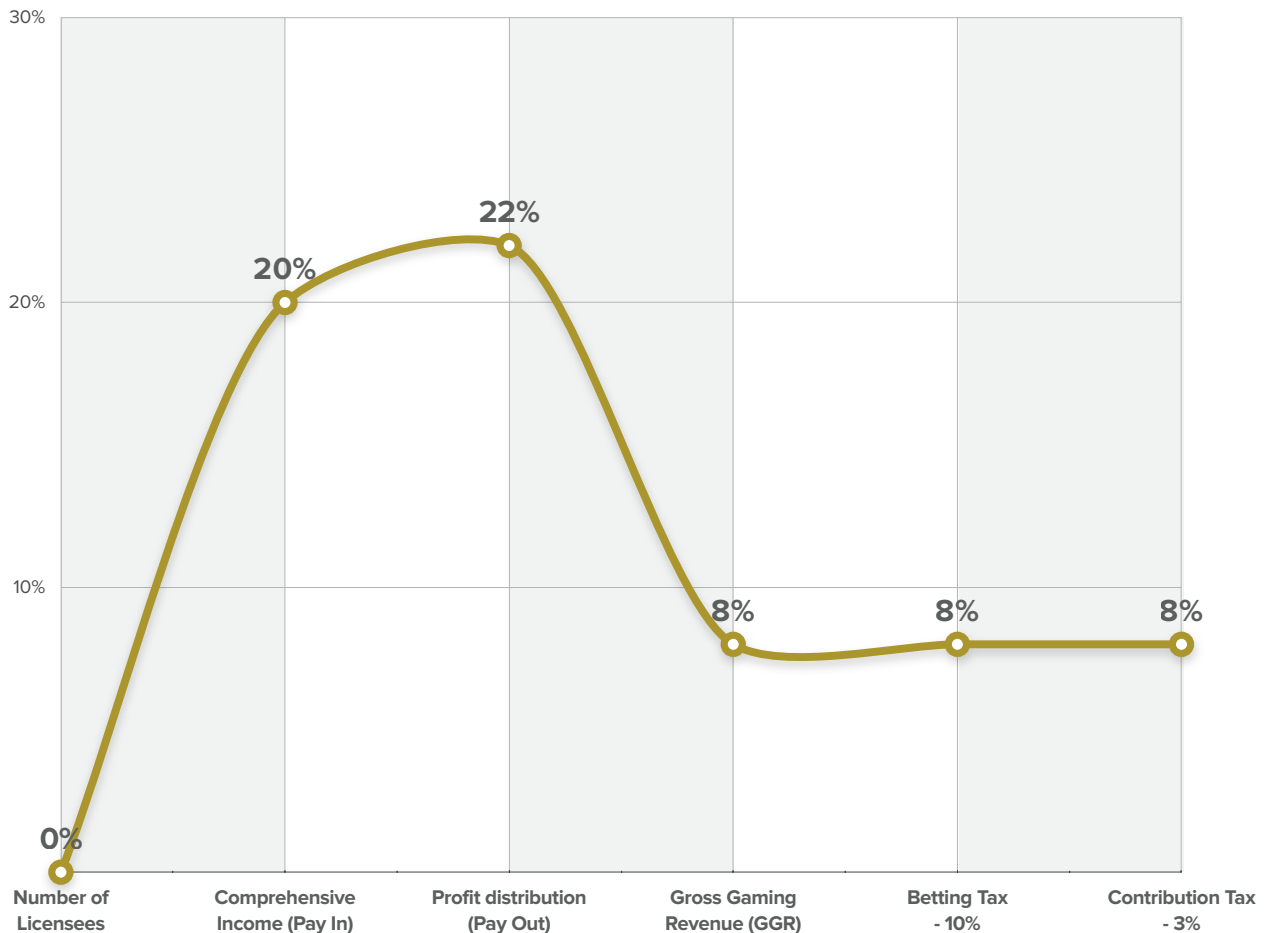
CLASS A&B LICENSED BOOKMAKERS' DATA FOR THE PERIOD 2021-2024

CLASS A&B

PERCENTAGE (%) CHANGE

QUARTER	JANUARY-MARCH 2021-2022	JANUARY-MARCH 2022-2023	JANUARY-MARCH 2022-2024	JANUARY-MARCH 2023-2024
Number of Licensees	6% ▲	6% ▲	6% ▲	0% ▢
Comprehensive Income (Pay In)	27% ▲	21% ▲	45% ▲	20% ▲
Profit distribution (Pay Out)	26% ▲	22% ▲	49% ▲	22% ▲
Gross Gaming Revenue (GGR)	29% ▲	13% ▲	22% ▲	8% ▲
Betting Tax - 10%	30% ▲	12% ▲	21% ▲	8% ▲
Contribution tax - 3%	30% ▲	12% ▲	21% ▲	8% ▲

PERCENTAGE (%) CHANGE JANUARY-MARCH 2023-2024



CLASS A&B LICENSED BOOKMAKERS' DATA FOR THE PERIOD 2021-2024

CLASS A

2021	QUARTER	JANUARY- MARCH	APRIL- JUNE	JULY- SEPTEMBER	OCTOBER- DECEMBER	2021
	Number of Licensees	6	6	6	6	
	Comprehensive Income (Pay In)	31,380,753 €	46,333,305 €	58,747,948 €	70,354,006 €	206,816,012 €
	Profit distribution (Pay Out)	24,813,491 €	36,914,658 €	47,271,663 €	56,204,734 €	165,204,546 €
	Gross Gaming Revenue (GGR)	6,567,262 €	9,418,646 €	11,476,285 €	14,149,272 €	41,611,466 €
	Betting Tax - 10%	656,726 €	941,865 €	1,147,629 €	1,414,927 €	4,161,147 €
	Contribution tax - 3%	197,018 €	282,559 €	344,289 €	424,478 €	1,248,344 €
Profit Margin	21%	20%	20%	20%	20%	

2022	QUARTER	JANUARY- MARCH	APRIL- JUNE	JULY- SEPTEMBER	OCTOBER- DECEMBER	2022
	Number of Licensees	7	7	7	7	
	Comprehensive Income (Pay In)	66,774,444 €	59,827,403 €	65,617,373 €	€84,091,389	276,310,609 €
	Profit distribution (Pay Out)	52,657,772 €	46,673,651 €	52,003,425 €	€70,364,495	221,699,343 €
	Gross Gaming Revenue (GGR)	14,116,672 €	13,153,752 €	13,613,948 €	€13,726,894	54,611,266 €
	Betting Tax - 10%	1,411,667 €	1,315,375 €	1,361,395 €	€1,372,689	5,461,127 €
	Contribution tax - 3%	423,500 €	394,613 €	408,418 €	€411,807	1,638,338 €
Profit Margin	21%	22%	21%	16%	20%	

2023	QUARTER	JANUARY- MARCH	APRIL- JUNE	JULY- SEPTEMBER	OCTOBER- DECEMBER	2023
	Number of Licensees	7	7	7	7	
	Comprehensive Income (Pay In)	76,677,996 €	72,008,160 €	70,941,349 €	90,487,835 €	310,115,340 €
	Profit distribution (Pay Out)	61,737,344 €	58,906,563 €	59,284,169 €	75,681,785 €	255,609,861 €
	Gross Gaming Revenue (GGR)	14,940,652 €	13,101,597 €	11,657,180 €	14,806,050 €	54,505,479 €
	Betting Tax - 10%	1,494,065 €	1,310,160 €	1,165,718 €	1,483,613 €	5,453,556 €
	Contribution tax - 3%	448,220 €	393,048 €	349,715 €	445,084 €	1,636,067 €
Profit Margin	19%	18%	16%	16%	18%	

2024	QUARTER	JANUARY- MARCH
	Number of Licensees	6
	Comprehensive Income (Pay In)	84,663,024 €
	Profit distribution (Pay Out)	69,466,696 €
	Gross Gaming Revenue (GGR)	15,196,328 €
	Betting Tax - 10%	1,519,633 €
	Contribution tax - 3%	455,890 €
Profit Margin	18%	

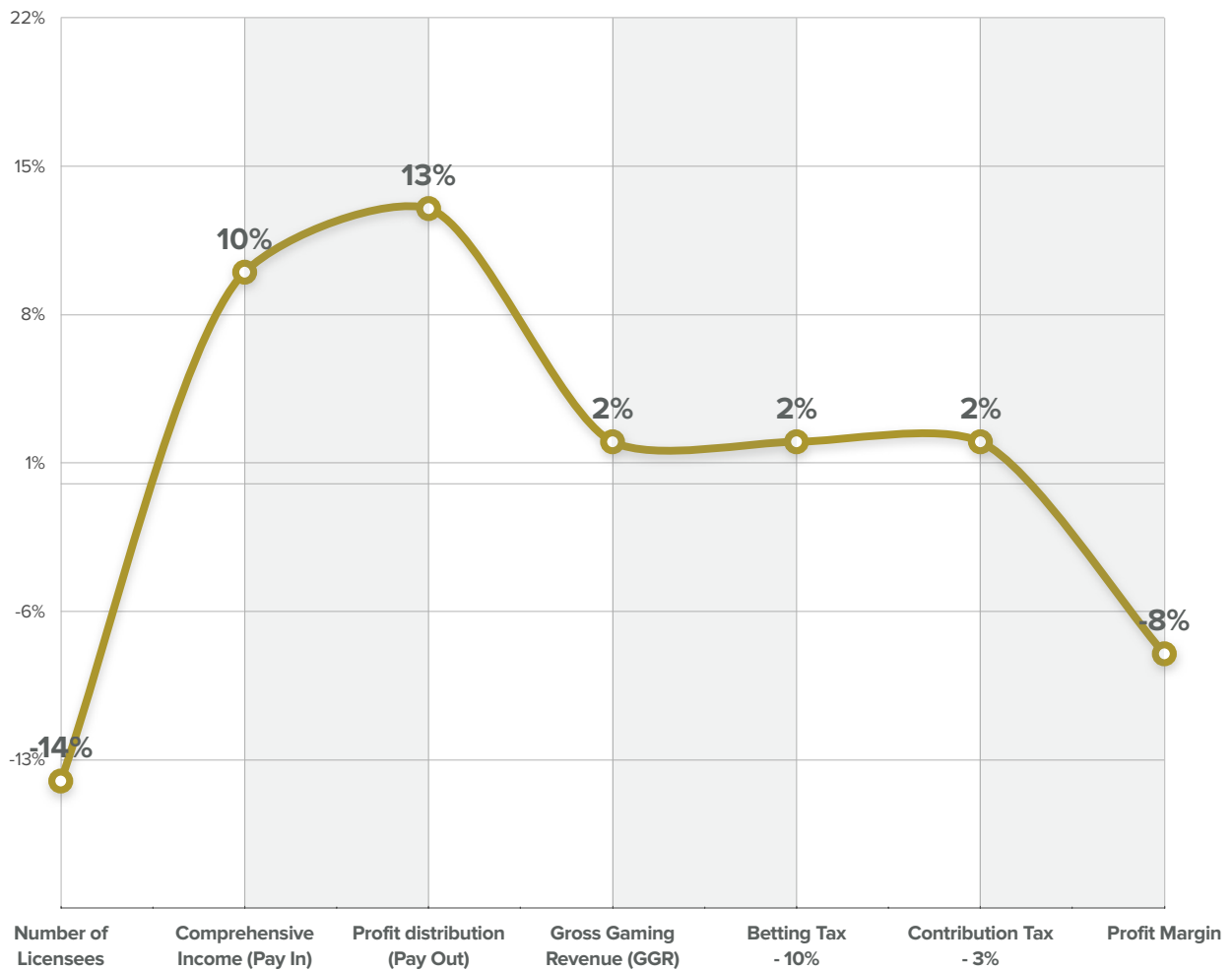
CLASS A&B LICENSED BOOKMAKERS' DATA FOR THE PERIOD 2021-2024

CLASS A

PERCENTAGE (%) CHANGE





QUARTER	JANUARY-MARCH 2021-2022	JANUARY-MARCH 2022-2023	JANUARY-MARCH 2022-2024	JANUARY-MARCH 2023-2024
Number of Licensees	17% ▲	0% ■	-14% ▼	-14% ▼
Comprehensive Income (Pay In)	113% ▲	15% ▲	27% ▲	10% ▲
Profit distribution (Pay Out)	112% ▲	17% ▲	32% ▲	13% ▲
Gross Gaming Revenue (GGR)	115% ▲	6% ▲	8% ▲	2% ▲
Betting Tax - 10%	115% ▲	6% ▲	8% ▲	2% ▲
Contribution tax - 3%	115% ▲	6% ▲	8% ▲	2% ▲
Profit Margin	1% ▲	-8% ▼	-15% ▼	-8% ▼

PERCENTAGE (%) CHANGE JANUARY-MARCH 2023-2024



CLASS A&B LICENSED BOOKMAKERS' DATA FOR THE PERIOD 2021-2024







CLASS A

	 LICENSED PREMISES	 AUTHORISED AGENTS *	 PREMISES OF CLASS A BOOKMAKERS	 PERSONS RESPONSIBLE FOR PREMISES	 TERMINATION OF LICENCES/ REVOCATION OF APPLICATIONS	 TOTAL NUMBER OF EMPLOYEES
2021						
JANUARY-MARCH	496	380	82	955	7	1247
APRIL-JUNE	498	380	83	984	6	1276
JULY-SEPTEMBER	496	373	83	1015	20	1301
OCTOBER-DECEMBER	487	370	81	1063	13	1336
2022						
JANUARY-MARCH	490	363	85	1104	16	1379
APRIL-JUNE	497	370	93	1139	16	1409
JULY-SEPTEMBER	498	372	93	1163	9	1433
OCTOBER-DECEMBER	479	357	92	1167	9	1422
2023						
JANUARY-MARCH	489	363	96	1112	6	1364
APRIL-JUNE	494	362	101	1174	12	1428
JULY-SEPTEMBER	490	357	102	1223	13	1472
OCTOBER-DECEMBER	490	354	104	1230	10	1476
2024						
JANUARY-MARCH	474	347	99	1218	13	1461

*Number of natural and legal persons who hold licenses for authorised agents

CLASS A&B LICENSED BOOKMAKERS' DATA FOR THE PERIOD 2021-2024

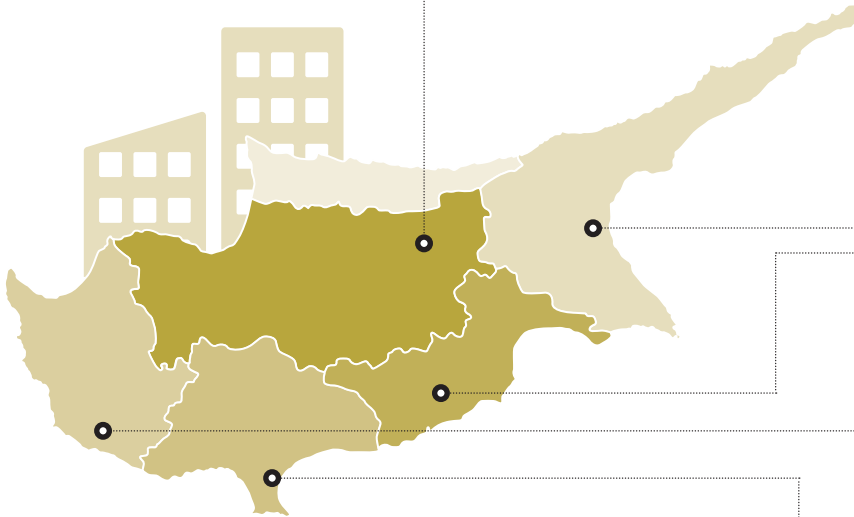
CLASS A

	 LICENSED PREMISES	 AUTHORISED AGENTS *	 PREMISES OF CLASS A BOOKMAKERS	 PERSONS RESPONSIBLE FOR PREMISES	 TERMINATION OF LICENCES/ REVOCATION OF APPLICATIONS	 TOTAL NUMBER OF EMPLOYEES
Percentage (%) change						
JANUARY-MARCH 2021-2022	-1% ▼	-4% ▼	4% ▲	16% ▲	129% ▲	11% ▲
JANUARY-MARCH 2022-2023	0% ▬	0% ▬	13% ▲	1% ▲	-63% ▼	-1% ▼
JANUARY-MARCH 2022-2024	-3% ▼	-4% ▼	16% ▲	10% ▲	-19% ▼	6% ▲
JANUARY-MARCH 2023-2024	-3% ▼	-4% ▼	3% ▲	10% ▲	117% ▲	7% ▲

*Number of natural and legal persons who hold licenses for authorised agents

CLASS A&B LICENSED BOOKMAKERS' DATA FOR THE PERIOD 2021-2024

CLASS A LICENSED PREMISES



NICOSIA	2021	2022	2023	2024
JANUARY-MARCH	171	166	169	163
APRIL-JUNE	171	170	169	
JULY-SEPTEMBER	171	169	169	
OCTOBER-DECEMBER	168	166	170	

LARNACA	2021	2022	2023	2024
JANUARY-MARCH	88	87	87	89
APRIL-JUNE	88	93	90	
JULY-SEPTEMBER	86	92	88	
OCTOBER-DECEMBER	85	86	90	

LIMASSOL	2021	2022	2023	2024
JANUARY-MARCH	148	149	141	135
APRIL-JUNE	148	148	141	
JULY-SEPTEMBER	149	149	140	
OCTOBER-DECEMBER	148	142	139	

PAPHOS	2021	2022	2023	2024
JANUARY-MARCH	51	52	54	53
APRIL-JUNE	53	52	55	
JULY-SEPTEMBER	52	53	54	
OCTOBER-DECEMBER	51	52	54	

FAMAGUSTA	2021	2022	2023	2024
JANUARY-MARCH	38	36	38	34
APRIL-JUNE	38	34	39	
JULY-SEPTEMBER	38	35	39	
OCTOBER-DECEMBER	35	33	37	

Percentage (%) change

COMPARISON OF JANUARY-MARCH 2023 WITH JANUARY-MARCH 2024

NICOSIA	▼ -4%	LARNACA	▲ 2%
LIMASSOL	▼ -4%	PAPHOS	▼ -2%
FAMAGUSTA	▼ -11%		

QUARTER	JAN - MAR 2021-2022	JAN - MAR 2022-2023	JAN - MAR 2022-2024	JAN - MAR 2023-2024
NICOSIA	-3% ▼	-2% ▼	-2% ▼	-4% ▼
LARNACA	-1% ▼	0% ■	2% ▲	2% ▲
LIMASSOL	1% ▲	-5% ▼	-9% ▼	-4% ▼
PAPHOS	2% ▲	4% ▲	2% ▲	-2% ▼
FAMAGUSTA	-5% ▼	6% ▲	-6% ▼	-11% ▼

CLASS A&B LICENSED BOOKMAKERS' DATA FOR THE PERIOD 2021-2024

CLASS B

2021	QUARTER	JANUARY- MARCH*	APRIL- JUNE*	JULY- SEPTEMBER	OCTOBER- DECEMBER	2021
	Number of Licensees*		11	11	11	11
Comprehensive Income (Pay In)		143,153,596 €	144,226,993 €	133,339,150 €	155,958,670 €	576,678,409
Profit distribution (Pay Out)		126,897,439 €	129,366,220 €	120,777,594 €	142,268,366 €	519,309,619
Gross Gaming Revenue (GGR)		16,256,157 €	14,860,772 €	12,561,556 €	13,690,304 €	57,368,790
Betting Tax - 10%		1,630,111 €	1,486,078 €	1,267,086 €	1,369,394 €	5,752,669
Contribution tax - 3%		489,033 €	445,823 €	380,126 €	410,818 €	1,725,801
Profit Margin		11%	10%	9%	9%	10%

2022	QUARTER	JANUARY- MARCH	APRIL- JUNE	JULY- SEPTEMBER	OCTOBER- DECEMBER	2022
	Number of Licensees*		11	11	11	11
Comprehensive Income (Pay In)		154,277,179 €	143,895,852 €	172,558,484 €	212,515,781 €	683,247,296 €
Profit distribution (Pay Out)		138,856,274 €	131,098,164 €	156,467,293 €	195,308,233 €	621,729,965 €
Gross Gaming Revenue (GGR)		15,420,905 €	12,797,688 €	16,091,190 €	17,207,548 €	61,517,332 €
Betting Tax - 10% **		1,563,054 €	1,302,574 €	1,610,878 €	1,814,643 €	6,291,149 €
Contribution tax - 3%		468,916 €	390,772 €	483,263 €	544,393 €	1,887,345 €
Profit Margin		10%	9%	9%	8%	9%

2023	QUARTER	JANUARY- MARCH	APRIL- JUNE	JULY- SEPTEMBER	OCTOBER- DECEMBER	2023
	Number of Licensees		12	12	13	13
Comprehensive Income (Pay In)		190,942,870 €	184,537,897 €	188,499,347 €	235,113,629 €	799,093,742 €
Profit distribution (Pay Out)		172,548,482 €	168,828,264 €	172,726,941 €	216,072,279 €	€730,175,966 €
Gross Gaming Revenue (GGR)		18,394,388 €	15,709,633 €	15,772,406 €	19,041,349 €	68,917,776 €
Betting Tax - 10%		1,845,408 €	1,570,963 €	1,577,241 €	1,919,728 €	6,913,340 €
Contribution tax - 3%		553,622 €	471,289 €	473,172 €	575,918 €	2,074,002 €
Profit Margin		10%	9%	8%	8%	9%

2024	QUARTER	JANUARY- MARCH
	Number of Licensees	
Comprehensive Income (Pay In)		236,827,590 €
Profit distribution (Pay Out)		€215,884,617 €
Gross Gaming Revenue (GGR)		€20,942,973 €
Betting Tax - 10%		€2,094,297 €
Contribution tax - 3%		€628,289 €
Profit Margin		9%

* It should be noted that two (2) licensed Class B bookmakers by their own decision, have temporarily interrupted the provision of betting services.

CLASS A&B LICENSED BOOKMAKERS' DATA FOR THE PERIOD 2021-2024

CLASS B

PERCENTAGE (%) CHANGE

QUARTER	JANUARY-MARCH 2021-2022	JANUARY-MARCH 2022-2023	JANUARY-MARCH 2022-2024	JANUARY-MARCH 2023-2024
Number of Licensees	0% ▣	9% ▲	18% ▲	8% ▲
Comprehensive Income (Pay In)	8% ▲	24% ▲	54% ▲	24% ▲
Profit distribution (Pay Out)	9% ▲	24% ▲	55% ▲	25% ▲
Gross Gaming Revenue (GGR)	-5% ▼	19% ▲	36% ▲	14% ▲
Betting Tax - 10%	-4% ▼	18% ▲	34% ▲	13% ▲
Contribution tax - 3%	-4% ▼	18% ▲	34% ▲	13% ▲
Profit Margin	-12% ▼	-4% ▼	-12% ▼	-8% ▼

Blocking list of illegal betting services providers

2021	2022	2023
JANUARY-MARCH 14381	JANUARY-MARCH 16133	JANUARY-MARCH 17831
APRIL-JUNE 14891	APRIL-JUNE 16542	APRIL-JUNE 18238
JULY-SEPTEMBER 15322	JULY-SEPTEMBER 16983	JULY-SEPTEMBER 18577
OCTOBER-DECEMBER 15657	OCTOBER-DECEMBER 17340	OCTOBER-DECEMBER 19073

2024
JANUARY-MARCH 20036



PERCENTAGE (%) CHANGE

QUARTER	NUMBER OF WEBSITES
JANUARY - MARCH 2021-2022	12% ▲
JANUARY - MARCH 2022-2023	11% ▲
JANUARY - MARCH 2022-2024	24% ▲
JANUARY - MARCH 2023-2024	12% ▲

Authorised Agent – means the person who provides betting services on account of a Class A licensed bookmaker

Authority – means the National Betting Authority

Bet – means any type of bet on sports events where the competitors are natural persons or on other type of events in which natural persons participate, which actually take place, provided that the winnings of each player are determined by the person who organises the bet, before or at the time of the placing of the bet, by reference both to the amount paid by each player in order to take part in the bet, as well as to the odds set for the specific bet, which is conducted pursuant to a Class A or B bookmaker's licence as specified in the Betting Law of 2019

Betting Tax – the amount of betting tax, for each accounting period, amounts to ten per cent (10%) on the net proceeds from the licensed Class A or B bookmaker's bet, for the corresponding accounting period

Blocking List - Internet service providers are obliged to apply a blocking system to prevent their clients/users from accessing betting service providers who do not hold a Class B license and to service providers, as established in sections 83, 84, 85, 86 and 87 of the Betting Law of 2019. The Authority makes available online the updated blocking list with the total number of websites that did not apply for a Class B license or offer illegal betting services at the link <https://nba.gov.cy/wp-content/uploads/BlockingListLatest.txt>, as well as on the Authority's website www.nba.gov.cy

Class A bookmaker – means the legal person for whom a bookmaker's license is issued and which authorizes the provision of carrying out betting services within licensed premises excluding Class B betting services and horse racing betting

Class B bookmaker – means the legal person for whom a bookmaker's license is issued and which authorizes the provision of online betting services, excluding slot machines, online casino games and electronic horse-racing betting.

Comprehensive income X (pay in) – is the total amounts paid to Class A or B licensed bookmaker, for a particular accounting period, in relation to bets carried out by him

Contribution tax – the amount payable to the Authority as a contribution, amounts to three per cent (3%) of the net proceeds from bets from a Class A or B licensed bookmaker, for the corresponding accounting period

Gross Gaming Revenue (GGR) – is the amount of net pro-

ceeds from a bet from a Class A or B licensed bookmaker, for a particular accounting period, and equals with (comprehensive income) pay in minus profit distribution (pay out)

Licensed premises – means the premises for which a license for premises is issued

License for premises – means the license to use the premises to provide Class A betting services

Person – means a natural or a legal person

Person in charge of premises – means the person who is named as the person responsible for the application of the provisions of the Betting Law of 2019 within the premises

Profit distribution Y (pay out) – is the total amounts paid by the Class A or B licensed bookmaker, for a particular period, as winnings to persons who bet, irrespective as to when the bets were placed or played

Unlawful bet – means a bet carried out contrary to the provisions of the Law or any other bet expressly prohibited by the provisions of the Law

www.nba.gov.cy

Digeni Akrita 83, 1070, Nicosia

Call centre: 22 881800

Email: info@nba.gov.cy

www.safergambling.gov.cy

Digeni Akrita 83,1070, Nicosia

Call centre: 22 881800

Email: info@responsiblegaming.gov.cy



NATIONAL
BETTING
AUTHORITY

