



NATIONAL  
BETTING  
AUTHORITY

# GAMBLING INDUSTRY STATISTICS

- ✓ FINANCIAL RESULTS
- ✓ QUANTITATIVE DATA

JANUARY 2021 – JUNE 2024

(UPDATED TO INCLUDE RESULTS FROM APRIL TO JUNE 2024)

## Table of Contents

---

<b>Main Findings (Second quarter of 2024: April-June 2024)</b> .....	<b>3</b>
<b>Abstract</b> .....	<b>4</b>
<b>Class A&amp;B licensed bookmakers' data for the period 2021-2024</b> .....	<b>5</b>
<b>Appendix - Terminology</b> .....	<b>15</b>

**€287.889.316**

Comprehensive Income (Pay In)  
of Class A and B Bookmakers  
(APRIL - JUNE 2024)

**12%**

Percentage (%) change of  
Class A and B's Pay in  
(COMPARISON OF 2<sup>ND</sup> QUARTER  
OF 2023-2024)

**€248.662.185**

Total Profit Distribution (Pay Out)  
of Class A and B  
(APRIL - JUNE 2024)

**9%**

Percentage (%) change of  
Class A and B's Pay Out  
(COMPARISON OF 2<sup>ND</sup> QUARTER  
OF 2023-2024)

**€39.227.131**

Gross Gaming Revenue (GGR)  
of Class A and B  
(APRIL - JUNE 2024)

**14%**

Profit Margins for Class A and B  
(APRIL - JUNE 2024)

**€3.922.713**

Betting tax (10%) on the GGR  
for Class A and B  
(APRIL - JUNE 2024)

**36%**

Percentage (%) change of  
betting tax for Class A and B  
(COMPARISON OF 2<sup>ND</sup> QUARTER  
OF 2023-2024)

**6**

Number of Class A licensed bookmakers

**473**

Licensed premises

**14**

Number of Class B licensed bookmakers

**20.474**

Number of blocked websites, which do  
not hold a Class B license or offer illegal  
betting services

This report has been prepared by the National Betting Authority and includes the publication of the Financial Results and Quantitative Data of the second quarter of the year 2024 (April-June), and is the continuation of the result's publication, whose ultimate goal is the maximization of transparency and better public awareness. More specifically, the present report provides the aggregated financial results for the second quarter of 2024 and figures for Class A<sup>1</sup> and B<sup>2</sup> bookmakers, authorized representatives, licensed premises, people in charge of the premises and the list of blocked websites.

It should be noted that, the process for licensing and regulating online betting services for Class B bookmakers was implemented on the 1st of October 2016. The first betting company granted a license by the end of December 2016 and was able to provide betting services from the 1st of January 2017. Three (3) Class B bookmakers commenced the provision of betting services towards the end of the second quarter of 2017.

Reviewing the most important financial results of the second quarter of 2024, an increase of 12% was recorded in the comprehensive income of Class A and B bookmakers (€287.889.316) compared to the same quarter of 2023 (€256.546.057). Compared to the second quarter of 2022, a significant increase of 41% was recorded (€203.723.256).

From the aforementioned comprehensive total income, an amount of €76.232.536 refers to Class A bookmakers, while an amount of €211.656.780 refers to Class B bookmakers. The comprehensive income of Class A bookmakers showed an increase of 6% between April-June 2024, with respect to the second quarter of 2023, and 27% increase with respect to the second quarter of 2022. Regarding Class B bookmakers' comprehensive income, an increase of 15% was recorded in comparison to the second quarter of 2023, and a significant increase of 47% was recorded in comparison to the second quarter of 2022.

During the second quarter of 2024, the numbers of Class A (6) bookmakers remained constant, with respect to the first quarter of 2024. The number of Class B bookmakers increased to 14, compared to 13 in the first quarter of 2024.

The total profit distribution (pay out) for Class A and B players in the second quarter of 2024 has reached a total of €248.662.185, recording an increase of 9% in comparison to the same quarter of the last year. In comparison to the total profit distribution during the same quarter of 2022, an increase of 40% was recorded. The largest share of the total profit distribution (pay out), which reached €188.065.032, were paid to Class B players.

The Gross Gaming Revenue (GGR) for Class A and B bookmakers during the second quarter of 2024 (€39.227.131) recorded in their entirety an increase of 36% in comparison to the same

quarter of 2023 (€28.811.229). In detail, the GGR for Class A bookmakers for the second quarter of 2024 increased and reached a total amount of €15.635.383, denoting an increase of 19% in comparison to the same quarter of 2023. The GGR for Class B bookmakers for the period between April-June 2024, reached a total amount of €23.591.748, resulting to an increase of 50%, compared to the same period in 2023.

The total number of Class A licensed premises nationwide decreased (4%) during the second quarter of 2024 in comparison to the same quarter of the last year. In detail, the number of licensed premises reached a total amount of 473 nationwide, where Nicosia holds the highest number of licensed premises (166), followed by Limassol (132), Larnaca (90), Paphos (52) and Famagusta (33). It is worth noting, that an increase of 17% was recorded in the number of cancellations and withdrawal of licenses during the second quarter of 2024 with respect to the same quarter of 2023. The employees within the licensed premises reached the number of 1.468 during the second quarter of 2023, indicating an increase of 3% in regards to the same quarter of 2023.

Finally, blocking procedure results (in action since 2015 and with regards to Class B bookmakers) reveal a significant increase of 3636% between the second quarter of 2024 and the same quarter of 2015. Specifically, the blocking list includes 20.474 websites as recorded in the second quarter of 2024, while just 548 websites were blocked in the same quarter of 2015. Furthermore, the number of blocked websites increased by 2%, compared to the first quarter of 2024.

<sup>1</sup> The term "Class A" refers to land based betting/offline betting

<sup>2</sup> The term "Class B" refers to online betting

# CLASS A&B LICENSED BOOKMAKERS' DATA FOR THE PERIOD 2021-2024

## CLASS A&B

2021	QUARTER	JANUARY-MARCH	APRIL-JUNE	JULY-SEPTEMBER	OCTOBER-DECEMBER	2021
	Number of Licensees	17	17	17	17	
	Comprehensive Income (Pay In)	174,534,349 €	190,560,298 €	192,087,098 €	226,312,676 €	783,494,421 €
	Profit distribution (Pay Out)	151,710,930 €	166,280,879 €	168,049,257 €	198,473,099 €	684,514,165 €
	Gross Gaming Revenue (GGR)	22,823,419 €	24,279,419 €	24,037,841 €	27,839,577 €	98,980,256 €
	Betting Tax - 10%	2,286,837 €	2,427,942 €	2,414,715 €	2,784,321 €	9,913,815 €
Contribution tax - 3%	686,051 €	728,383 €	724,415 €	835,296 €	2,974,145 €	

2022	QUARTER	JANUARY-MARCH	APRIL-JUNE	JULY-SEPTEMBER	OCTOBER-DECEMBER	2022
	Number of Licensees	18	18	18	18	
	Comprehensive Income (Pay In)	221,051,623 €	203,723,256 €	238,175,857 €	296,607,170 €	959,557,906 €
	Profit distribution (Pay Out)	191,514,045 €	177,771,816 €	208,470,718 €	265,672,729 €	843,429,308 €
	Gross Gaming Revenue (GGR)	29,537,577 €	25,951,440 €	29,705,139 €	30,934,442 €	116,128,598 €
	Betting Tax - 10%	2,974,721 €	2,617,949 €	2,972,272 €	3,187,333 €	11,752,275 €
Contribution tax - 3%	892,416 €	785,385 €	891,682 €	956,200 €	3,525,683 €	

2023	QUARTER	JANUARY-MARCH	APRIL-JUNE	JULY-SEPTEMBER	OCTOBER-DECEMBER	2023
	Number of Licensees	19	19	20	20	
	Comprehensive Income (Pay In)	267,620,865 €	256,546,057 €	259,440,696 €	325,601,464 €	1,109,209,082 €
	Profit distribution (Pay Out)	234,285,825 €	227,734,827 €	232,011,110 €	291,754,064 €	985,785,827 €
	Gross Gaming Revenue (GGR)	33,335,040 €	28,811,229 €	27,429,585 €	33,847,400 €	123,423,255 €
	Betting Tax - 10%	3,339,474 €	2,881,123 €	2,742,959 €	3,403,341 €	12,366,896 €
Contribution tax - 3%	1,001,842 €	864,337 €	822,888 €	1,021,002 €	3,710,069 €	

2024	QUARTER	JANUARY-MARCH	APRIL-JUNE
	Number of Licensees	19	20
	Comprehensive Income (Pay In)	321,490,614 €	287,889,316 €
	Profit distribution (Pay Out)	285,351,313 €	248,662,185 €
	Gross Gaming Revenue (GGR)	36,139,301 €	39,227,131 €
	Betting Tax - 10%	3,613,930 €	3,922,713 €
Contribution tax - 3%	1,084,179 €	1,176,814 €	

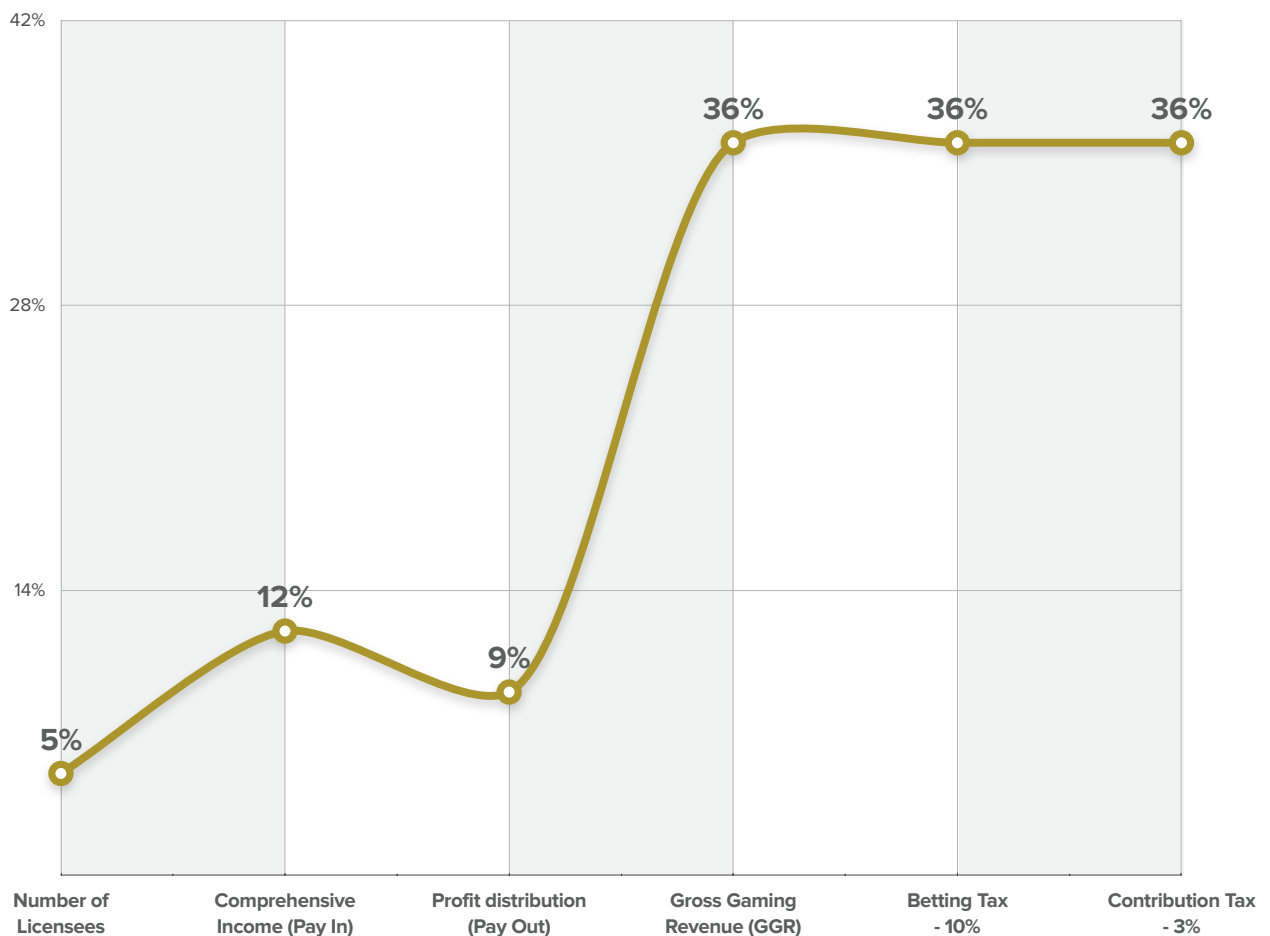
# CLASS A&B LICENSED BOOKMAKERS' DATA FOR THE PERIOD 2021-2024

## CLASS A&B

### PERCENTAGE (%) CHANGE

QUARTER	APRIL-JUNE 2021-2022	APRIL-JUNE 2022-2023	APRIL-JUNE 2022-2024	APRIL-JUNE 2023-2024
Number of Licensees	6% ▲	6% ▲	11% ▲	5% ▲
Comprehensive Income (Pay In)	7% ▲	26% ▲	41% ▲	12% ▲
Profit distribution (Pay Out)	7% ▲	28% ▲	40% ▲	9% ▲
Gross Gaming Revenue (GGR)	7% ▲	11% ▲	51% ▲	36% ▲
Betting Tax - 10%	8% ▲	10% ▲	50% ▲	36% ▲
Contribution tax - 3%	8% ▲	10% ▲	50% ▲	36% ▲

### PERCENTAGE (%) CHANGE APRIL-JUNE 2023-2024



# CLASS A&B LICENSED BOOKMAKERS' DATA FOR THE PERIOD 2021-2024

## CLASS A

2021	QUARTER	JANUARY- MARCH	APRIL- JUNE	JULY- SEPTEMBER	OCTOBER- DECEMBER	2021
	Number of Licensees	6	6	6	6	
	Comprehensive Income (Pay In)	31,380,753 €	46,333,305 €	58,747,948 €	70,354,006 €	206,816,012 €
	Profit distribution (Pay Out)	24,813,491 €	36,914,658 €	47,271,663 €	56,204,734 €	165,204,546 €
	Gross Gaming Revenue (GGR)	6,567,262 €	9,418,646 €	11,476,285 €	14,149,272 €	41,611,466 €
	Betting Tax - 10%	656,726 €	941,865 €	1,147,629 €	1,414,927 €	4,161,147 €
	Contribution tax - 3%	197,018 €	282,559 €	344,289 €	424,478 €	1,248,344 €
Profit Margin	21%	20%	20%	20%	20%	

2022	QUARTER	JANUARY- MARCH	APRIL- JUNE	JULY- SEPTEMBER	OCTOBER- DECEMBER	2022
	Number of Licensees	7	7	7	7	
	Comprehensive Income (Pay In)	66,774,444 €	59,827,403 €	65,617,373 €	€84,091,389	276,310,609 €
	Profit distribution (Pay Out)	52,657,772 €	46,673,651 €	52,003,425 €	€70,364,495	221,699,343 €
	Gross Gaming Revenue (GGR)	14,116,672 €	13,153,752 €	13,613,948 €	€13,726,894	54,611,266 €
	Betting Tax - 10%	1,411,667 €	1,315,375 €	1,361,395 €	€1,372,689	5,461,127 €
	Contribution tax - 3%	423,500 €	394,613 €	408,418 €	€411,807	1,638,338 €
Profit Margin	21%	22%	21%	16%	20%	

2023	QUARTER	JANUARY- MARCH	APRIL- JUNE	JULY- SEPTEMBER	OCTOBER- DECEMBER	2023
	Number of Licensees	7	7	7	7	
	Comprehensive Income (Pay In)	76,677,996 €	72,008,160 €	70,941,349 €	90,487,835 €	310,115,340 €
	Profit distribution (Pay Out)	61,737,344 €	58,906,563 €	59,284,169 €	75,681,785 €	255,609,861 €
	Gross Gaming Revenue (GGR)	14,940,652 €	13,101,597 €	11,657,180 €	14,806,050 €	54,505,479 €
	Betting Tax - 10%	1,494,065 €	1,310,160 €	1,165,718 €	1,483,613 €	5,453,556 €
	Contribution tax - 3%	448,220 €	393,048 €	349,715 €	445,084 €	1,636,067 €
Profit Margin	19%	18%	16%	16%	18%	

2024	QUARTER	JANUARY- MARCH	APRIL- JUNE
	Number of Licensees	6	6
	Comprehensive Income (Pay In)	84,663,024 €	76,232,536 €
	Profit distribution (Pay Out)	69,466,696 €	60,597,153 €
	Gross Gaming Revenue (GGR)	15,196,328 €	15,635,383 €
	Betting Tax - 10%	1,519,633 €	1,563,538 €
	Contribution tax - 3%	455,890 €	469,061 €
Profit Margin	18%	21%	

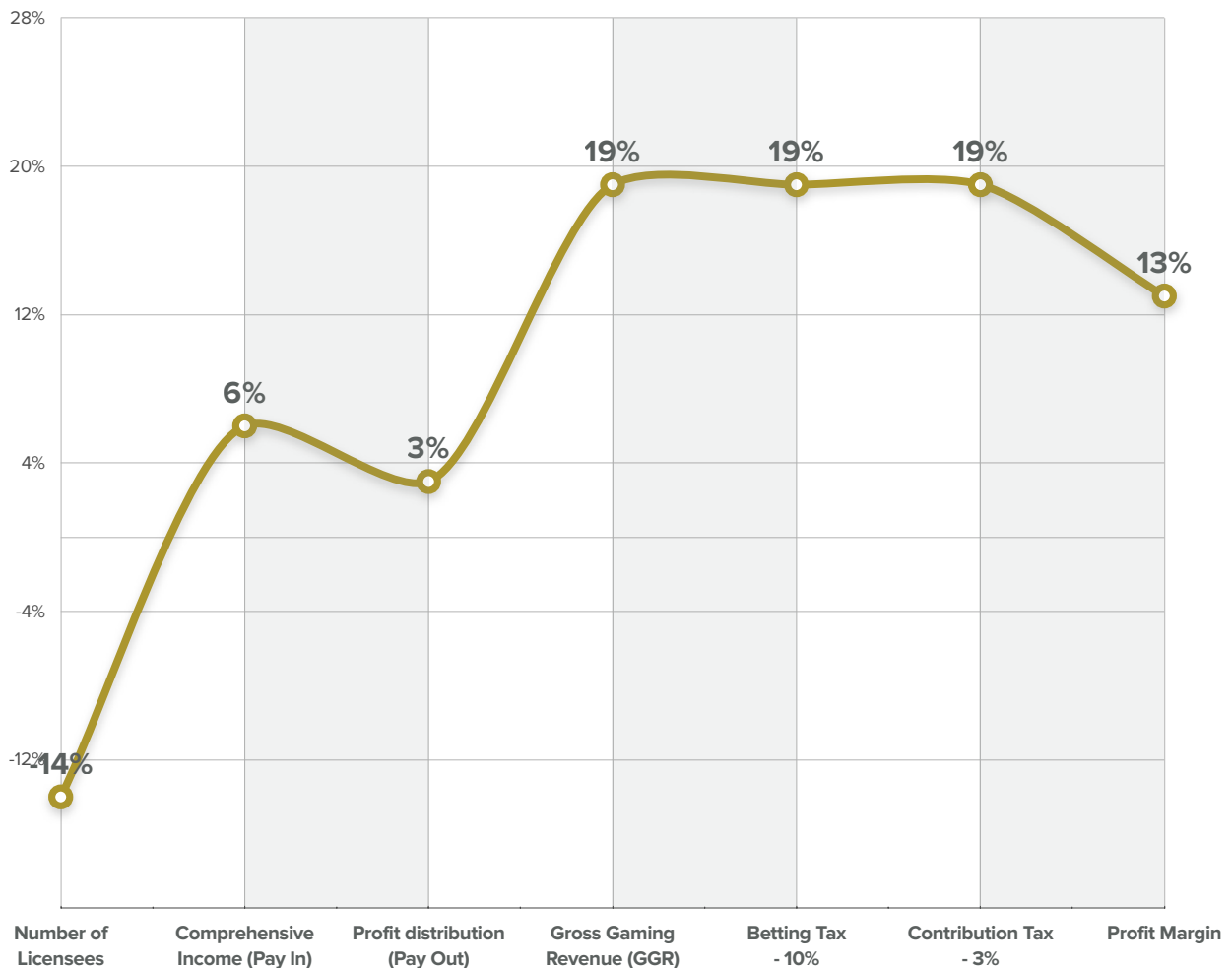
# CLASS A&B LICENSED BOOKMAKERS' DATA FOR THE PERIOD 2021-2024

## CLASS A

### PERCENTAGE (%) CHANGE

QUARTER	APRIL-JUNE 2021-2022	APRIL-JUNE 2022-2023	APRIL-JUNE 2022-2024	APRIL-JUNE 2023-2024
Number of Licensees	17% ▲	0% ■	-14% ▼	-14% ▼
Comprehensive Income (Pay In)	29% ▲	20% ▲	27% ▲	6% ▲
Profit distribution (Pay Out)	26% ▲	26% ▲	30% ▲	3% ▲
Gross Gaming Revenue (GGR)	40% ▲	0% ■	19% ▲	19% ▲
Betting Tax - 10%	40% ▲	0% ■	19% ▲	19% ▲
Contribution tax - 3%	40% ▲	0% ■	19% ▲	19% ▲
Profit Margin	8% ▲	-17% ▼	-7% ▼	13% ▲







### PERCENTAGE (%) CHANGE APRIL-JUNE 2023-2024





# CLASS A&B LICENSED BOOKMAKERS' DATA FOR THE PERIOD 2021-2024







## CLASS A

	 LICENSED PREMISES	 AUTHORISED AGENTS *	 PREMISES OF CLASS A BOOKMAKERS	 PERSONS RESPONSIBLE FOR PREMISES	 TERMINATION OF LICENCES/ REVOCATION OF APPLICATIONS	 TOTAL NUMBER OF EMPLOYEES
<b>2021</b>						
JANUARY-MARCH	496	380	82	955	7	1247
APRIL-JUNE	498	380	83	984	6	1276
JULY-SEPTEMBER	496	373	83	1015	20	1301
OCTOBER-DECEMBER	487	370	81	1063	13	1336
<b>2022</b>						
JANUARY-MARCH	490	363	85	1104	16	1379
APRIL-JUNE	497	370	93	1139	16	1409
JULY-SEPTEMBER	498	372	93	1163	9	1433
OCTOBER-DECEMBER	479	357	92	1167	9	1422
<b>2023</b>						
JANUARY-MARCH	489	363	96	1112	6	1364
APRIL-JUNE	494	362	101	1174	12	1428
JULY-SEPTEMBER	490	357	102	1223	13	1472
OCTOBER-DECEMBER	490	354	104	1230	10	1476
<b>2024</b>						
JANUARY-MARCH	474	347	99	1218	13	1461
APRIL-JUNE	473	342	101	1232	14	1468

\*Number of natural and legal persons who hold licenses for authorised agents

# CLASS A&B LICENSED BOOKMAKERS' DATA FOR THE PERIOD 2021-2024

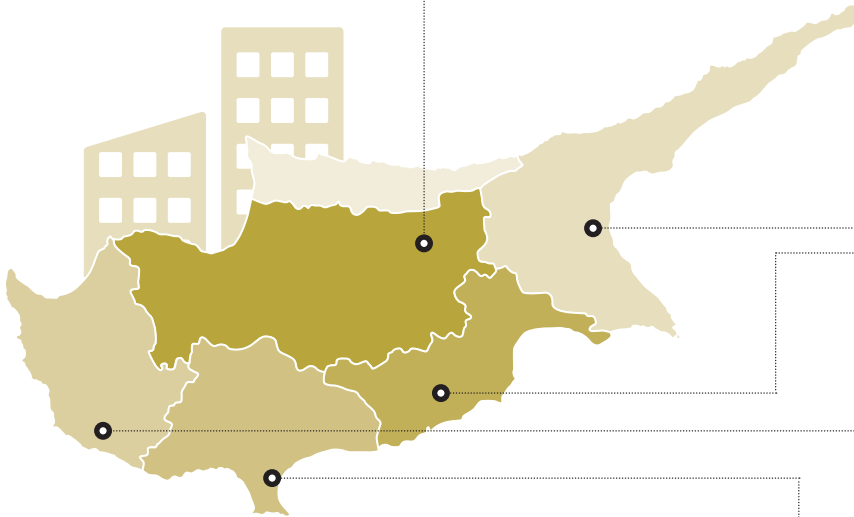
## CLASS A

	 LICENSED PREMISES	 AUTHORISED AGENTS *	 PREMISES OF CLASS A BOOKMAKERS	 PERSONS RESPONSIBLE FOR PREMISES	 TERMINATION OF LICENCES/ REVOCATION OF APPLICATIONS	 TOTAL NUMBER OF EMPLOYEES
Percentage (%) change						
APRIL-JUNE 2021-2022	0% ▬	-3% ▼	12% ▲	16% ▲	167% ▲	10% ▲
APRIL-JUNE 2022-2023	-1% ▼	-2% ▼	9% ▲	3% ▲	-25% ▼	1% ▲
APRIL-JUNE 2022-2024	-5% ▼	-8% ▼	9% ▲	8% ▲	-13% ▼	4% ▲
APRIL-JUNE 2023-2024	-4% ▼	-6% ▼	0% ▬	5% ▲	17% ▲	3% ▲

\*Number of natural and legal persons who hold licenses for authorised agents

# CLASS A&B LICENSED BOOKMAKERS' DATA FOR THE PERIOD 2021-2024

## CLASS A LICENSED PREMISES



NICOSIA	2021	2022	2023	2024
JANUARY-MARCH	171	166	169	163
APRIL-JUNE	171	170	169	166
JULY-SEPTEMBER	171	169	169	
OCTOBER-DECEMBER	168	166	170	

LARNACA	2021	2022	2023	2024
JANUARY-MARCH	88	87	87	89
APRIL-JUNE	88	93	90	90
JULY-SEPTEMBER	86	92	88	
OCTOBER-DECEMBER	85	86	90	

LIMASSOL	2021	2022	2023	2024
JANUARY-MARCH	148	149	141	135
APRIL-JUNE	148	148	141	132
JULY-SEPTEMBER	149	149	140	
OCTOBER-DECEMBER	148	142	139	

PAPHOS	2021	2022	2023	2024
JANUARY-MARCH	51	52	54	53
APRIL-JUNE	53	52	55	52
JULY-SEPTEMBER	52	53	54	
OCTOBER-DECEMBER	51	52	54	

FAMAGUSTA	2021	2022	2023	2024
JANUARY-MARCH	38	36	38	34
APRIL-JUNE	38	34	39	33
JULY-SEPTEMBER	38	35	39	
OCTOBER-DECEMBER	35	33	37	

### Percentage (%) change

COMPARISON OF APRIL-JUNE 2023 WITH APRIL-JUNE 2024

NICOSIA	LARNACA
▼ -2%	■ 0%
LIMASSOL	PAPHOS
▼ -6%	▼ -5%
FAMAGUSTA	
▼ -15%	

QUARTER	APRIL-JUNE 2021-2022	APRIL-JUNE 2022-2023	APRIL-JUNE 2022-2024	APRIL-JUNE 2023-2024
NICOSIA	-1% ▼	-1% ▼	-2% ▼	-2% ▼
LARNACA	6% ▲	-3% ▼	-3% ▼	0% ■
LIMASSOL	0% ■	-5% ▼	-11% ▼	-6% ▼
PAPHOS	-2% ▼	6% ▲	0% ■	-5% ▼
FAMAGUSTA	-11% ▼	15% ▲	-3% ▼	-15% ▼

# CLASS A&B LICENSED BOOKMAKERS' DATA FOR THE PERIOD 2021-2024

## CLASS B

	2021					
	QUARTER	JANUARY-MARCH	APRIL-JUNE	JULY-SEPTEMBER	OCTOBER-DECEMBER	2021
Number of Licensees*		11	11	11	11	
Comprehensive Income (Pay In)		143,153,596 €	144,226,993 €	133,339,150 €	155,958,670 €	576,678,409
Profit distribution (Pay Out)		126,897,439 €	129,366,220 €	120,777,594 €	142,268,366 €	519,309,619
Gross Gaming Revenue (GGR)		16,256,157 €	14,860,772 €	12,561,556 €	13,690,304 €	57,368,790
Betting Tax - 10%		1,630,111 €	1,486,078 €	1,267,086 €	1,369,394 €	5,752,669
Contribution tax - 3%		489,033 €	445,823 €	380,126 €	410,818 €	1,725,801
Profit Margin		11%	10%	9%	9%	10%

	2022					
	QUARTER	JANUARY-MARCH	APRIL-JUNE	JULY-SEPTEMBER	OCTOBER-DECEMBER	2022
Number of Licensees*		11	11	11	11	
Comprehensive Income (Pay In)		154,277,179 €	143,895,852 €	172,558,484 €	212,515,781 €	683,247,296 €
Profit distribution (Pay Out)		138,856,274 €	131,098,164 €	156,467,293 €	195,308,233 €	621,729,965 €
Gross Gaming Revenue (GGR)		15,420,905 €	12,797,688 €	16,091,190 €	17,207,548 €	61,517,332 €
Betting Tax - 10%		1,563,054 €	1,302,574 €	1,610,878 €	1,814,643 €	6,291,149 €
Contribution tax - 3%		468,916 €	390,772 €	483,263 €	544,393 €	1,887,345 €
Profit Margin		10%	9%	9%	8%	9%

	2023					
	QUARTER	JANUARY-MARCH	APRIL-JUNE	JULY-SEPTEMBER	OCTOBER-DECEMBER	2023
Number of Licensees		12	12	13	13	
Comprehensive Income (Pay In)		190,942,870 €	184,537,897 €	188,499,347 €	235,113,629 €	799,093,742 €
Profit distribution (Pay Out)		172,548,482 €	168,828,264 €	172,726,941 €	216,072,279 €	€730,175,966 €
Gross Gaming Revenue (GGR)		18,394,388 €	15,709,633 €	15,772,406 €	19,041,349 €	68,917,776 €
Betting Tax - 10%		1,845,408 €	1,570,963 €	1,577,241 €	1,919,728 €	6,913,340 €
Contribution tax - 3%		553,622 €	471,289 €	473,172 €	575,918 €	2,074,002 €
Profit Margin		10%	9%	8%	8%	9%

	2024		
	QUARTER	JANUARY-MARCH	APRIL-JUNE
Number of Licensees		13	14
Comprehensive Income (Pay In)		236,827,590 €	211,656,780 €
Profit distribution (Pay Out)		€215,884,617 €	188,065,032 €
Gross Gaming Revenue (GGR)		€20,942,973 €	23,591,748 €
Betting Tax - 10%		€2,094,297 €	2,359,175 €
Contribution tax - 3%		€628,289 €	707,752 €
Profit Margin		9%	11%

\* It should be noted that two (2) licensed Class B bookmakers by their own decision, have temporarily interrupted the provision of betting services.

# CLASS A&B LICENSED BOOKMAKERS' DATA FOR THE PERIOD 2021-2024

## CLASS B

### PERCENTAGE (%) CHANGE

QUARTER	APRIL-JUNE 2021-2022	APRIL-JUNE 2022-2023	APRIL-JUNE 2022-2024	APRIL-JUNE 2023-2024
Number of Licensees	0% ▣	9% ▲	27% ▲	17% ▲
Comprehensive Income (Pay In)	0% ▣	28% ▲	47% ▲	15% ▲
Profit distribution (Pay Out)	1% ▲	29% ▲	43% ▲	11% ▲
Gross Gaming Revenue (GGR)	-14% ▼	23% ▲	84% ▲	50% ▲
Betting Tax - 10%	-12% ▼	21% ▲	81% ▲	50% ▲
Contribution tax - 3%	-12% ▼	21% ▲	81% ▲	50% ▲
Profit Margin	-14% ▼	-4% ▼	25% ▲	31% ▲

Blocking list of illegal betting services providers

2021	2022	2023
JANUARY-MARCH <b>14381</b>	JANUARY-MARCH <b>16133</b>	JANUARY-MARCH <b>17831</b>
APRIL-JUNE <b>14891</b>	APRIL-JUNE <b>16542</b>	APRIL-JUNE <b>18238</b>
JULY-SEPTEMBER <b>15322</b>	JULY-SEPTEMBER <b>16983</b>	JULY-SEPTEMBER <b>18577</b>
OCTOBER-DECEMBER <b>15657</b>	OCTOBER-DECEMBER <b>17340</b>	OCTOBER-DECEMBER <b>19073</b>

2024
JANUARY-MARCH <b>20036</b>
APRIL-JUNE <b>20474</b>



PERCENTAGE (%) CHANGE

QUARTER	NUMBER OF WEBSITES
APRIL - JUNE 2021-2022	11% ▲
APRIL - JUNE 2022-2023	10% ▲
APRIL - JUNE 2022-2024	24% ▲
APRIL - JUNE 2023-2024	12% ▲

**Authorised Agent** – means the person who provides betting services on account of a Class A licensed bookmaker

**Authority** – means the National Betting Authority

**Bet** – means any type of bet on sports events where the competitors are natural persons or on other type of events in which natural persons participate, which actually take place, provided that the winnings of each player are determined by the person who organises the bet, before or at the time of the placing of the bet, by reference both to the amount paid by each player in order to take part in the bet, as well as to the odds set for the specific bet, which is conducted pursuant to a Class A or B bookmaker's licence as specified in the Betting Law of 2019

**Betting Tax** – the amount of betting tax, for each accounting period, amounts to ten per cent (10%) on the net proceeds from the licensed Class A or B bookmaker's bet, for the corresponding accounting period

**Blocking List** - Internet service providers are obliged to apply a blocking system to prevent their clients/users from accessing betting service providers who do not hold a Class B license and to service providers, as established in sections 83, 84, 85, 86 and 87 of the Betting Law of 2019. The Authority makes available online the updated blocking list with the total number of websites that did not apply for a Class B license or offer illegal betting services at the link <https://nba.gov.cy/wp-content/uploads/BlockingListLatest.txt>, as well as on the Authority's website [www.nba.gov.cy](http://www.nba.gov.cy)

**Class A bookmaker** – means the legal person for whom a bookmaker's license is issued and which authorizes the provision of carrying out betting services within licensed premises excluding Class B betting services and horse racing betting

**Class B bookmaker** – means the legal person for whom a bookmaker's license is issued and which authorizes the provision of online betting services, excluding slot machines, online casino games and electronic horse-racing betting.

**Comprehensive income X (pay in)** – is the total amounts paid to Class A or B licensed bookmaker, for a particular accounting period, in relation to bets carried out by him

**Contribution tax** – the amount payable to the Authority as a contribution, amounts to three per cent (3%) of the net proceeds from bets from a Class A or B licensed bookmaker, for the corresponding accounting period

**Gross Gaming Revenue (GGR)** – is the amount of net pro-

ceeds from a bet from a Class A or B licensed bookmaker, for a particular accounting period, and equals with (comprehensive income) pay in minus profit distribution (pay out)

**Licensed premises** – means the premises for which a license for premises is issued

**License for premises** – means the license to use the premises to provide Class A betting services

**Person** – means a natural or a legal person

**Person in charge of premises** – means the person who is named as the person responsible for the application of the provisions of the Betting Law of 2019 within the premises

**Profit distribution Y (pay out)** – is the total amounts paid by the Class A or B licensed bookmaker, for a particular period, as winnings to persons who bet, irrespective as to when the bets were placed or played

**Unlawful bet** – means a bet carried out contrary to the provisions of the Law or any other bet expressly prohibited by the provisions of the Law

**[www.nba.gov.cy](http://www.nba.gov.cy)**

Digeni Akrita 83, 1070, Nicosia

**Call centre:** 22 881800

**Email:** [info@nba.gov.cy](mailto:info@nba.gov.cy)

**[www.safergambling.gov.cy](http://www.safergambling.gov.cy)**

Digeni Akrita 83,1070, Nicosia

**Call centre:** 22 881800

**Email:** [info@responsiblegaming.gov.cy](mailto:info@responsiblegaming.gov.cy)



NATIONAL  
BETTING  
AUTHORITY

