



NATIONAL  
BETTING  
AUTHORITY

# GAMBLING INDUSTRY STATISTICS

- ✓ FINANCIAL RESULTS
- ✓ QUANTITATIVE DATA

**JULY 2018 – SEPTEMBER 2021**

(UPDATED TO INCLUDE RESULTS FROM JULY TO SEPTEMBER 2021)

## Table of Contents

---

Main Findings (third quarter of 2021: July-September 2021) .....	3
Abstract .....	4
Class A&B licensed bookmakers' data for the period 2018-2021 .....	5
Appendix - Terminology .....	14

**€192.087.098**

Comprehensive Income (Pay In)  
of Class A and B Bookmakers  
(JULY – SEPTEMBER 2021)

**12%**

Percentage (%) change of  
Class A and B's Pay in  
(COMPARISON OF 3<sup>RD</sup> QUARTER  
OF 2020-2021)

**€168.049.257**

Total Profit Distribution (Pay Out)  
of Class A and B  
(JULY – SEPTEMBER 2021)

**15%**

Percentage (%) change of  
Class A and B's Pay Out  
(COMPARISON OF 3<sup>RD</sup> QUARTER  
OF 2020-2021)

**€24.037.841**

Gross Gaming Revenue (GGR)  
of Class A and B  
(JULY – SEPTEMBER 2021)

**13%**

Profit Margins for Class A and B  
(JULY – SEPTEMBER 2021)

**€2.414.715**

Betting tax (10%) on the GGR  
for Class A and B  
(JULY – SEPTEMBER 2021)

**-3%**

Percentage (%) change of  
betting tax for Class A and B  
(COMPARISON OF 3<sup>RD</sup> QUARTER  
OF 2020-2021)

**6**

Number of Class A licensed bookmakers

**496**

Licensed premises

**12**

Number of Class B licensed bookmakers

**15.322**

Number of blocked websites, which do  
not hold a Class B license or offer illegal  
betting services

This report has been prepared by the National Betting Authority and includes the publication of the Financial Results and Quantitative Data of the third quarter of the year 2021 (July-September), and is the continuation of the result's publication, whose ultimate goal is the maximization of transparency and better public awareness. More specifically, the present report provides the aggregated financial results for the third quarter of 2021 and figures for Class A<sup>1</sup> and B<sup>2</sup> bookmakers, authorized representatives, licensed premises, people in charge of the premises and the list of blocked websites.

It should be noted that, the process for licensing and regulating online betting services for Class B bookmakers was implemented on the 1st of October 2016. The first betting company granted a license by the end of December 2016 and was able to provide betting services from the 1st of January 2017. Three (3) Class B bookmakers commenced the provision of betting services towards the end of the second quarter of 2017.

Reviewing the most important financial results of the third quarter of 2021, an increase of 12% was recorded in the comprehensive income of Class A and B bookmakers (€192.087.098) compared to the same quarter of 2020 (€170.795.014). Compared to the third quarter of 2019, a slight increase of 1% was recorded (€190.747.192).

From the aforementioned comprehensive total income, an amount of €58.747.948 refers to Class A bookmakers, while an amount of €133.339.150 refers to Class B bookmakers. The comprehensive income of Class A bookmakers showed a decrease of -10% between July – September 2021, with respect to the third quarter of 2020, and -19% decrease with respect to the third quarter of 2019. Regarding Class B bookmakers' comprehensive income, an increase of 26% was recorded in comparison to the third quarter of 2020, while an increase of 12% was recorded in comparison to the same quarter of 2019.

During the third quarter of 2021, both the numbers of Class A (6) and Class B (12) bookmakers remained constant, with respect to the second quarter of 2021.

The total profit distribution (pay out) for Class A and B players in the third quarter of 2021 has reached a total of €168.049.257, recording an increase of 15% in comparison to the same quarter of the last year. In comparison to the total profit distribution during the same quarter of 2019, no significant change was recorded. The largest share of the total profit distribution (pay out), which reached €120.777.594, were paid to Class B players.

The Gross Gaming Revenue (GGR) for Class A and B bookmakers during the third quarter of 2021 (€24.037.841) recorded in their entirety a decrease of -3% in comparison to the same quarter of 2020 (€24.891.059). In detail, the GGR for Class A bookmakers for the third quarter of 2021 decreased and reached

a total amount of €11.476.285, denoting a decrease of -18% in comparison to the same quarter of 2020. The GGR for Class B bookmakers for the period between July – September 2021, reached a total amount of €12.561.556, resulting to an increase of 16%, compared to the same period in 2020.

The total number of Class A licensed premises has decreased nationwide by -2% during the third quarter of 2021 in comparison to the same quarter of the last year. In detail, the number of licensed premises reached a total amount of 496 nationwide, where Nicosia holds the highest number of licensed premises (171), followed by Limassol (149), Larnaca (86), Paphos (52) and Famagusta (38). It is worth noting, that a decrease of -81% was recorded in the number of cancellations and withdrawal of licenses during the third quarter of 2021 with respect to the same quarter of 2020. The employees within the licensed premises reached the number of 1301 during the third quarter of 2021, indicating an increase of 4% in regards to the same quarter of 2020.

Finally, blocking procedure results (in action since 2015 and with regards to Class B bookmakers) reveal a significant increase of 16% between the third quarter of 2021 and the same quarter of 2020. Specifically, the blocking list includes 15.322 websites as recorded in the third quarter of 2021. Furthermore, the number of blocked websites increased by 3%, compared to the second quarter of 2021, with 431 illegal websites being added to the list.

This report presents the findings of the current betting activity in Cyprus and is accompanied by tables with detailed figures and data.

It is noted that, the financial data presented in this report were significantly affected from the Covid-19 pandemic and the decrees issued by the Ministry of Health for the curbing of the coronavirus spread. In particular, as part of the measures that were adopted by the Republic of Cyprus for the safeguarding of the Public Health, the operation of all Class A betting premises was suspended from the 16th of March until the 23rd of May 2020. In addition, during the lockdown period and the restriction measures worldwide (March-May 2020), the vast majority of sporting events were suspended or cancelled. Further, during the second wave of the pandemic, the betting premises were operating under strict measures which were in effect from the end of November 2020. Therefore, the financial data indicators were negatively affected for the year 2020. Thus, the increased numbers observed during the second quarter of 2021, when compared to the second quarter of 2020, should be interpreted by reference to the events described above.

<sup>1</sup> The term "Class A" refers to land based betting/offline betting

<sup>2</sup> The term "Class B" refers to online betting

# CLASS A&B LICENSED BOOKMAKERS' DATA FOR THE PERIOD 2018-2021

## CLASS A&B

2018	QUARTER	JANUARY- MARCH	APRIL- JUNE	JULY- SEPTEMBER	OCTOBER- DECEMBER	2018
	Number of Licensees	19	19	19	19	
	Comprehensive Income (Pay In)	153,454,813 €	169,131,411 €	170,678,919 €	177,724,368 €	670,989,510 €
	Profit distribution (Pay Out)	133,671,527 €	147,229,831 €	146,672,217 €	154,206,401 €	581,779,976 €
	Gross Gaming Revenue (GGR)	19,783,286 €	21,901,580 €	24,006,703 €	23,517,966 €	89,209,535 €
	Betting Tax - 10%	1,978,329 €	2,190,158 €	2,400,670 €	2,351,797 €	8,920,954 €
	Contribution tax - 3%	593,499 €	657,047 €	720,201 €	705,539 €	2,676,286 €

2019	QUARTER	JANUARY- MARCH	APRIL- JUNE	JULY- SEPTEMBER	OCTOBER- DECEMBER	2019
	Number of Licensees	16	16	16	15	
	Comprehensive Income (Pay In)	183,965,158 €	176,480,276 €	190,747,191 €	215,545,609 €	766,738,235 €
	Profit distribution (Pay Out)	163,068,756 €	157,637,494 €	168,678,804 €	188,566,213 €	677,951,268 €
	Gross Gaming Revenue (GGR)	20,896,402 €	18,842,782 €	22,068,387 €	26,979,396 €	88,786,967 €
	Betting Tax - 10%	2,090,021 €	1,886,086 €	2,206,839 €	2,697,940 €	8,880,885 €
	Contribution tax - 3%	627,006 €	565,826 €	662,052 €	809,382 €	2,664,265 €

2020	QUARTER	JANUARY- MARCH	APRIL- JUNE	JULY- SEPTEMBER	OCTOBER- DECEMBER	2020
	Number of Licensees	15	15	15	15	
	Comprehensive Income (Pay In)	165,555,454 €	88,943,269 €	170,795,014 €	195,516,156 €	620,809,894 €
	Profit distribution (Pay Out)	140,267,392 €	78,218,964 €	145,903,955 €	167,071,964 €	531,452,768 €
	Gross Gaming Revenue (GGR)	25,288,062 €	10,724,305 €	24,891,059 €	28,444,192 €	89,357,126 €
	Betting Tax - 10%	2,528,806 €	1,072,431 €	2,490,012 €	2,846,313 €	8,938,512 €
	Contribution tax - 3%	758,642 €	322,014 €	747,004 €	853,894 €	2,681,554 €

2021	QUARTER	JANUARY- MARCH	APRIL- JUNE	JULY- SEPTEMBER
	Number of Licensees	17	17	17
	Comprehensive Income (Pay In)	174,534,349 €	190,560,298 €	192,087,098 €
	Profit distribution (Pay Out)	151,710,930 €	166,280,879 €	168,049,257 €
	Gross Gaming Revenue (GGR)	22,823,419 €	24,279,419 €	24,037,841 €
	Betting Tax - 10%	2,286,837 €	2,427,942 €	2,414,715 €
	Contribution tax - 3%	686,051 €	728,383 €	724,415 €

\* Note: Insignificant changes in the figures for the first and second quarter of 2018 are due to accounting reconciliation.

\*\*Note: Insignificant changes in the figures for the first and second quarter of 2020 are attributed to the revision of a Licensee's tax and contribution statements

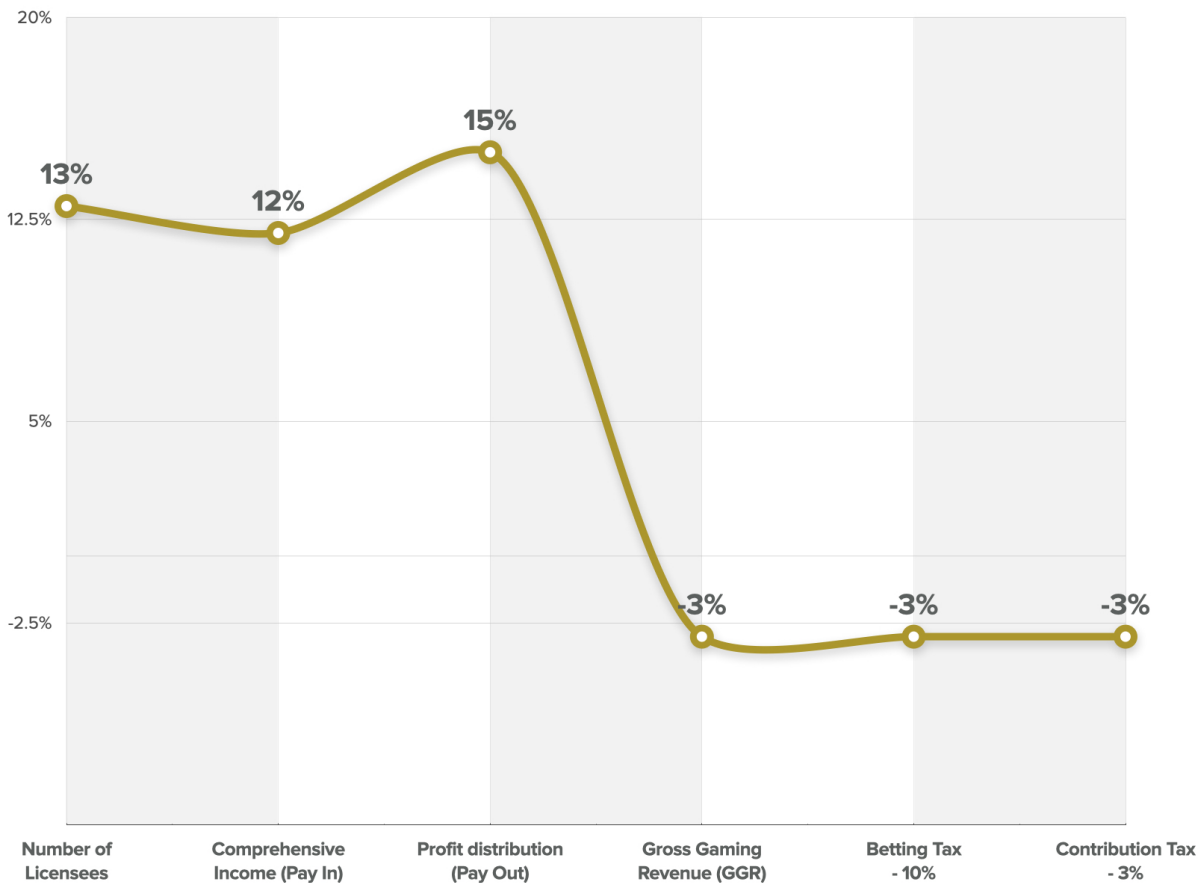
# CLASS A&B LICENSED BOOKMAKERS' DATA FOR THE PERIOD 2018-2021

## CLASS A&B

### PERCENTAGE (%) CHANGE

QUARTER	JULY - SEPTEMBER 2018-2019	JULY - SEPTEMBER 2019-2020	JULY - SEPTEMBER 2019-2021	JULY - SEPTEMBER 2020-2021
Number of Licensees	-16% ▼	-6% ▼	6% ▲	13% ▲
Comprehensive Income (Pay In)	4% ▲	-10% ▼	1% ▲	12% ▲
Profit distribution (Pay Out)	7% ▲	-14% ▼	0% ■	15% ▲
Gross Gaming Revenue (GGR)	-14% ▼	13% ▲	9% ▲	-3% ▼
Betting Tax - 10%	-14% ▼	13% ▲	9% ▲	-3% ▼
Contribution tax - 3%	-14% ▼	13% ▲	9% ▲	-3% ▼

### PERCENTAGE (%) CHANGE JULY - SEPTEMBER 2020-2021



# CLASS A&B LICENSED BOOKMAKERS' DATA FOR THE PERIOD 2018-2021

## CLASS A

2018	QUARTER	JANUARY- MARCH	APRIL- JUNE	JULY- SEPTEMBER	OCTOBER- DECEMBER	2018
	Number of Licensees	8	8	8	8	
	Comprehensive Income (Pay In)	76,302,358 €	78,669,110 €	82,989,307 €	85,105,185 €	323,065,960 €
	Profit distribution (Pay Out)	62,568,789 €	64,188,991 €	67,300,668 €	68,570,007 €	262,628,455 €
	Gross Gaming Revenue (GGR)	13,733,570 €	14,480,119 €	15,688,639 €	16,535,178 €	60,437,506 €
	Betting Tax - 10%	1,373,357 €	1,448,012 €	1,568,864 €	1,653,518 €	6,043,751 €
	Contribution tax - 3%	412,007 €	434,404 €	470,659 €	496,055 €	1,813,125 €
Profit Margin	18%	18%	19%	19%	19%	

2019	QUARTER	JANUARY- MARCH	APRIL- JUNE	JULY- SEPTEMBER	OCTOBER- DECEMBER	2019
	Number of Licensees	6	6	6	6	
	Comprehensive Income (Pay In)	80,918,733 €	69,566,295 €	72,215,835 €	86,361,148 €	309,062,010 €
	Profit distribution (Pay Out)	66,368,666 €	57,053,344 €	57,528,640 €	69,538,943 €	250,489,593 €
	Gross Gaming Revenue (GGR)	14,550,067 €	12,512,951 €	14,687,195 €	16,822,205 €	58,572,418 €
	Betting Tax - 10%	1,455,007 €	1,251,295 €	1,468,719 €	1,682,220 €	5,857,242 €
	Contribution tax - 3%	436,502 €	375,389 €	440,616 €	504,666 €	1,757,173 €
Profit Margin	18%	18%	20%	19%	19%	

2020	QUARTER	JANUARY- MARCH	APRIL- JUNE	JULY- SEPTEMBER	OCTOBER- DECEMBER	2020
	Number of Licensees	6	6	6	6	
	Comprehensive Income (Pay In)	64,824,979 €	16,990,217 €	65,142,533 €	60,462,017 €	207,419,747 €
	Profit distribution (Pay Out)	49,459,734 €	12,888,497 €	51,083,710 €	46,937,993 €	160,369,934 €
	Gross Gaming Revenue (GGR)	15,365,245 €	4,101,721 €	14,058,823 €	13,524,024 €	47,049,813 €
	Betting Tax - 10%	1,536,524 €	410,172 €	1,405,882 €	1,354,071 €	4,706,650 €
	Contribution tax - 3%	460,957 €	123,052 €	421,765 €	406,221 €	1,411,995 €
Profit Margin	24%	24%	22%	22%	23%	

2021	QUARTER	JANUARY- MARCH	APRIL- JUNE	JULY- SEPTEMBER
	Number of Licensees	6	6	6
	Comprehensive Income (Pay In)	31,380,753 €	46,333,305 €	58,747,948 €
	Profit distribution (Pay Out)	24,813,491 €	36,914,658 €	47,271,663 €
	Gross Gaming Revenue (GGR)	6,567,262 €	9,418,646 €	11,476,285 €
	Betting Tax - 10%	656,726 €	941,865 €	1,147,629 €
	Contribution tax - 3%	197,018 €	282,559 €	344,289 €
Profit Margin	21%	20%	20%	

Note: Insignificant changes in the figures for the second quarter of 2020 are attributed to the revision of a Licensee's tax and contribution statements

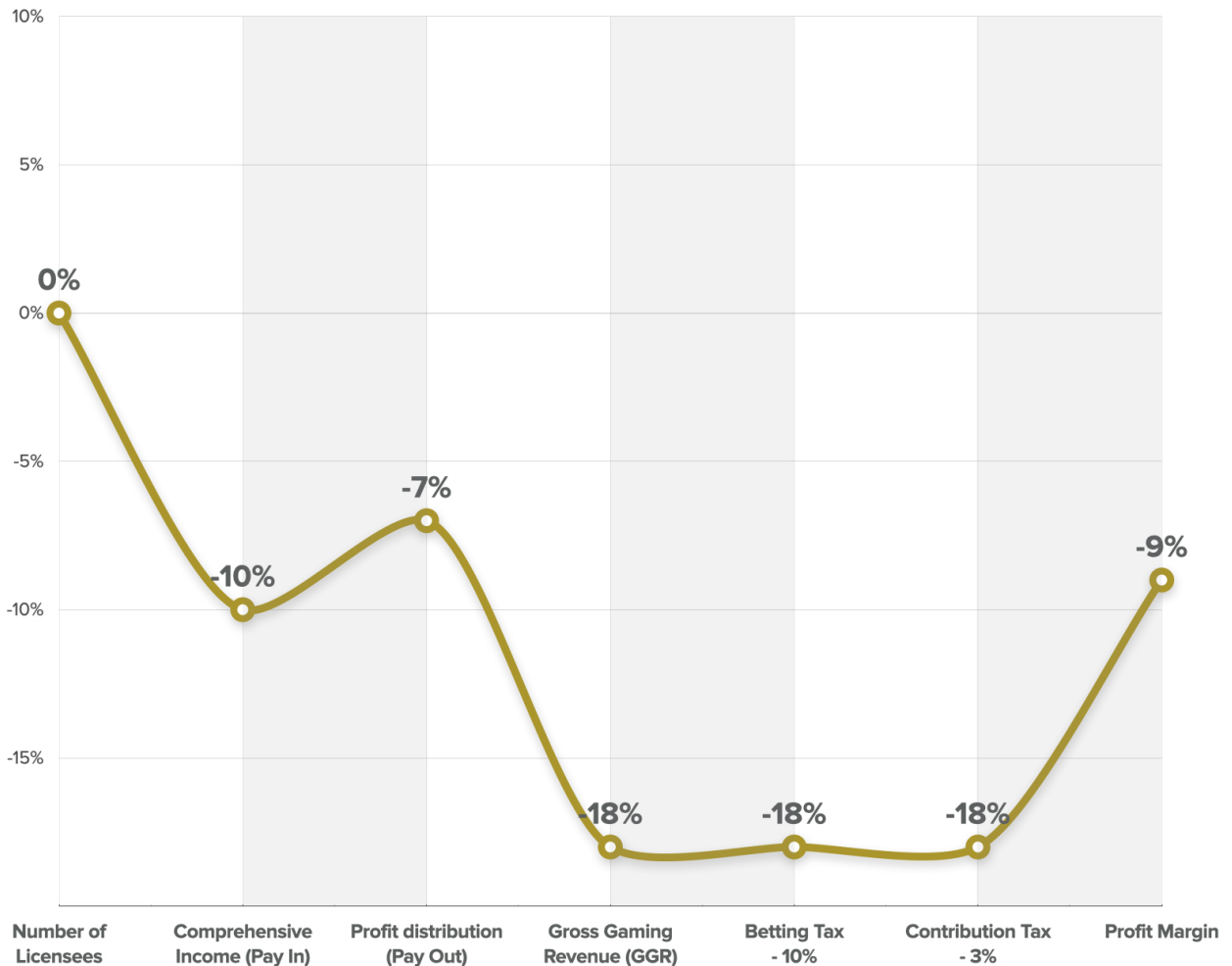
# CLASS A&B LICENSED BOOKMAKERS' DATA FOR THE PERIOD 2018-2021

## CLASS A

### PERCENTAGE (%) CHANGE

QUARTER	JULY - SEPTEMBER 2018-2019	JULY - SEPTEMBER 2019-2020	JULY - SEPTEMBER 2019-2021	JULY - SEPTEMBER 2020-2021
Number of Licensees	-25% ▼	-0% ■	-0% ■	0% ■
Comprehensive Income (Pay In)	-13% ▼	-10% ▼	-19% ▼	-10% ▼
Profit distribution (Pay Out)	-15% ▼	-11% ▼	-18% ▼	-7% ▼
Gross Gaming Revenue (GGR)	-6% ▼	-4% ▼	-22% ▼	-18% ▼
Betting Tax - 10%	-6% ▼	-4% ▼	-22% ▼	-18% ▼
Contribution tax - 3%	-6% ▼	-4% ▼	-24% ▼	-18% ▼
Profit Margin	8% ▲	6% ▲	-4% ▼	-9% ▼

### PERCENTAGE (%) CHANGE JULY - SEPTEMBER 2020-2021





# CLASS A&B LICENSED BOOKMAKERS' DATA FOR THE PERIOD 2018-2021







## CLASS A

	 LICENSED PREMISES	 AUTHORISED AGENTS *	 PREMISES OF CLASS A BOOKMAKERS	 PERSONS RESPONSIBLE FOR PREMISES	 TERMINATION OF LICENCES/ REVOCATION OF APPLICATIONS	 TOTAL NUMBER OF EMPLOYEES
<b>2018</b>						
JANUARY-MARCH	554	432	79	794	60	1196
APRIL-JUNE	570	445	80	868	86	1277
JULY-SEPTEMBER	564	442	81	917	106	1322
OCTOBER-DECEMBER	564	450	75	953	228	1359
<b>2019</b>						
JANUARY-MARCH	523	422	78	752	53	1101
APRIL-JUNE	554	432	84	865	39	1219
JULY-SEPTEMBER	550	425	88	937	69	1282
OCTOBER-DECEMBER	553	421	98	976	104	1316
<b>2020</b>						
JANUARY-MARCH	560	417	110	997	20	1337
APRIL-JUNE	524	414	77	954	73	1292
JULY-SEPTEMBER	507	399	76	934	103	1256
OCTOBER-DECEMBER	488	375	82	932	126	1223
<b>2021</b>						
JANUARY-MARCH	496	380	82	955	7	1247
APRIL-JUNE	498	380	83	984	6	1276
JULY-SEPTEMBER	496	373	83	1015	20	1301

\* Number of authorised agents who hold licenses for more than one premise.

# CLASS A&B LICENSED BOOKMAKERS' DATA FOR THE PERIOD 2018-2021

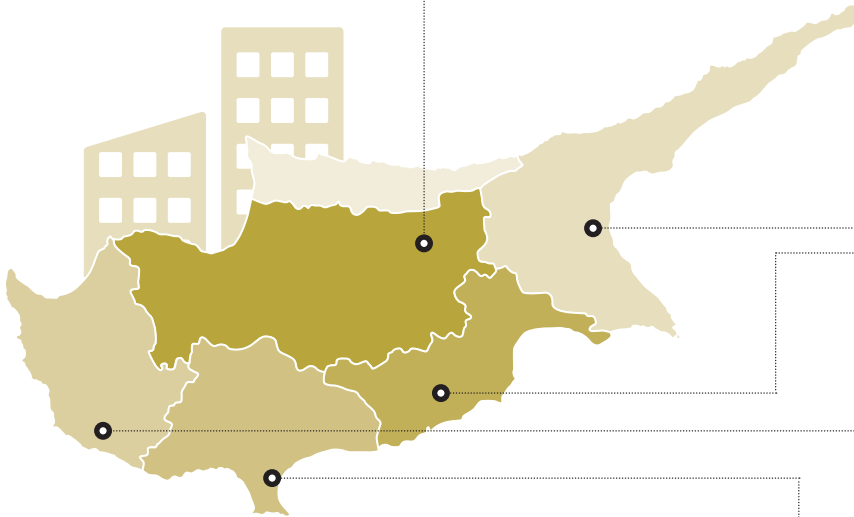
## CLASS A

	 LICENSED PREMISES	 AUTHORISED AGENTS * *	 PREMISES OF CLASS A BOOKMAKERS	 PERSONS RESPONSIBLE FOR PREMISES	 TERMINATION OF LICENCES/ REVOCATION OF APPLICATIONS	 TOTAL NUMBER OF EMPLOYEES
<b>Percentage (%) change</b>						
JULY-SEPTEMBER 2018-2019	-2% ▼	-4% ▼	9% ▲	2% ▲	-35% ▼	-3% ▼
JULY-SEPTEMBER 2019-2020	-8% ▼	-6% ▼	-14% ▼	0% ■	49% ▲	-5% ▼
JULY-SEPTEMBER 2019-2021	-10% ▼	-12% ▼	-6% ▼	8% ▲	-71% ▼	1% ▲
JULY-SEPTEMBER 2020-2021	-2% ▼	-7% ▼	9% ▲	9% ▲	-81% ▼	4% ▲

\* Number of authorised agents who hold licenses for more than one premise.

# CLASS A&B LICENSED BOOKMAKERS' DATA FOR THE PERIOD 2018-2021

## CLASS A LICENSED PREMISES



NICOSIA	2018	2019	2020	2021
JANUARY-MARCH	186	175	190	171
APRIL-JUNE	186	182	178	171
JULY-SEPTEMBER	180	182	173	171
OCTOBER-DECEMBER	188	186	170	

LARNACA	2018	2019	2020	2021
JANUARY-MARCH	90	93	103	88
APRIL-JUNE	96	97	95	88
JULY-SEPTEMBER	97	97	92	86
OCTOBER-DECEMBER	92	101	87	

LIMASSOL	2018	2019	2020	2021
JANUARY-MARCH	171	157	172	148
APRIL-JUNE	180	173	158	148
JULY-SEPTEMBER	178	170	148	149
OCTOBER-DECEMBER	172	169	147	

PAPHOS	2018	2019	2020	2021
JANUARY-MARCH	63	55	57	51
APRIL-JUNE	63	59	52	53
JULY-SEPTEMBER	63	59	53	52
OCTOBER-DECEMBER	65	58	50	

FAMAGUSTA	2018	2019	2020	2021
JANUARY-MARCH	44	43	38	38
APRIL-JUNE	45	43	41	38
JULY-SEPTEMBER	46	42	41	38
OCTOBER-DECEMBER	47	39	34	

### Percentage (%) change

#### COMPARISON OF JULY-SEPTEMBER 2020 WITH JULY-SEPTEMBER 2021

NICOSIA	▼ -1%	LARNACA	▼ -7%
LIMASSOL	▲ 1%	PAPHOS	▼ -2%
FAMAGUSTA	▼ -7%		

QUARTER	JYLY - SEPT 2018-2019	JYLY - SEPT 2019-2020	JYLY - SEPT 2019-2021	JYLY - SEPT 2020-2021
NICOSIA	1% ▲	5% ▼	-6% ▼	-1% ▼
LARNACA	0% ▬	-5% ▼	-11% ▼	-7% ▼
LIMASSOL	-4% ▼	-13% ▼	-12% ▼	1% ▲
PAPHOS	-6% ▼	-10% ▼	-12% ▼	-2% ▼
FAMAGUSTA	-9% ▼	-2% ▼	-10% ▼	-7% ▼

# CLASS A&B LICENSED BOOKMAKERS' DATA FOR THE PERIOD 2018-2021

## CLASS B\*

2018	QUARTER	JANUARY- MARCH	APRIL- JUNE	JULY- SEPTEMBER	OCTOBER- DECEMBER	2018
	Number of Licensees	11	11	11	11	
	Comprehensive Income (Pay In)	77,152,455 €	90,462,301 €	87,689,612 €	92,619,183 €	347,923,550 €
	Profit distribution (Pay Out)	71,102,738 €	83,040,840 €	79,371,549 €	85,636,394 €	319,151,520 €
	Gross Gaming Revenue (GGR)	6,049,718 €	7,421,461 €	8,318,064 €	6,982,788 €	28,772,030 €
	Betting Tax - 10%	604,972 €	742,146 €	831,806 €	698,279 €	2,877,203 €
	Contribution tax - 3%	181,492 €	222,644 €	249,542 €	209,484 €	863,161 €
Profit Margin	8%	8%	9%	8%	8%	

2019	QUARTER	JANUARY- MARCH	APRIL- JUNE	JULY- SEPTEMBER	OCTOBER- DECEMBER	2019
	Number of Licensees	10	10	10	9	
	Comprehensive Income (Pay In)	103,046,425 €	106,913,981 €	118,531,357 €	129,184,461 €	457,676,224 €
	Profit distribution (Pay Out)	96,700,091 €	100,584,150 €	111,150,164 €	119,027,270 €	427,461,675 €
	Gross Gaming Revenue (GGR)	6,346,334 €	6,329,831 €	7,381,193 €	10,157,191 €	30,214,549 €
	Betting Tax - 10%	635,014 €	634,791 €	738,119 €	1,015,719 €	3,023,643 €
	Contribution tax - 3%	190,504 €	190,437 €	221,436 €	304,716 €	907,093 €
Profit Margin	6%	6%	6%	8%	7%	

2020	QUARTER	JANUARY- MARCH	APRIL- JUNE	JULY- SEPTEMBER	OCTOBER- DECEMBER	2020
	Number of Licensees	9	9	9	9	
	Comprehensive Income (Pay In)	100,730,475 €	71,953,052 €	105,652,481 €	135,054,139 €	413,390,147 €
	Profit distribution (Pay Out)	90,807,658 €	65,320,960 €	94,820,245 €	120,133,971 €	371,082,834 €
	Gross Gaming Revenue (GGR)	9,922,818 €	6,632,092 €	10,832,236 €	14,920,168 €	42,307,313 €
	Betting Tax - 10%	992,282 €	663,209 €	1,084,130 €	1,492,241 €	4,231,862 €
	Contribution tax - 3%	297,685 €	198,963 €	325,239 €	447,672 €	1,269,559 €
Profit Margin	10%	9%	10%	11%	10%	

2021	QUARTER	JANUARY- MARCH	APRIL- JUNE	JULY- SEPTEMBER
	Number of Licensees	11	11	11
	Comprehensive Income (Pay In)	143,153,596 €	144,226,993 €	133,339,150 €
	Profit distribution (Pay Out)	126,897,439 €	129,366,220 €	120,777,594 €
	Gross Gaming Revenue (GGR)	16,256,157 €	14,860,772 €	12,561,556 €
	Betting Tax - 10%	1,630,111 €	1,486,078 €	1,267,086 €
	Contribution tax - 3%	489,033 €	445,823 €	380,126 €
Profit Margin	11%	10%	9%	

\* Note: Insignificant changes in the figures for the first and second quarter of 2018 are due to accounting reconciliation.

\*\* It should be noted that two (2) licensed Class B bookmakers by their own decision, have temporarily interrupted the provision of betting services.

\*\*\* Insignificant changes in the figures for the first and second quarter of 2020 are attributed to the revision of a Licensee's tax and contribution statements

\*\*\*\* It should be noted that one (1) licensed Class B bookmaker by their own decision, have postponed the provision of betting services

# CLASS A&B LICENSED BOOKMAKERS' DATA FOR THE PERIOD 2018-2021

## CLASS B

### PERCENTAGE (%) CHANGE

QUARTER	JULY - SEPTEMBER 2018-2019	JULY - SEPTEMBER 2019-2020	JULY - SEPTEMBER 2019-2021	JULY - SEPTEMBER 2020-2021
Number of Licensees	-9% ▼	-10% ▼	10% ▲	22% ▲
Comprehensive Income (Pay In)	35% ▲	-11% ▼	12% ▲	26% ▲
Profit distribution (Pay Out)	40% ▲	-15% ▼	9% ▲	27% ▲
Gross Gaming Revenue (GGR)	-11% ▼	47% ▲	70% ▲	16% ▲
Betting Tax - 10%	-11% ▼	47% ▲	72% ▲	17% ▲
Contribution tax - 3%	-11% ▼	47% ▲	72% ▲	17% ▲
Profit Margin	-34% ▼	65% ▲	51% ▲	-8% ▼

# CLASS A&B LICENSED BOOKMAKERS' DATA FOR THE PERIOD 2018-2021

## Blocking list of illegal betting services providers\*

2018	2019	2020
JANUARY-MARCH <b>5289</b>	JANUARY-MARCH <b>8731</b>	JANUARY-MARCH <b>11824</b>
APRIL-JUNE <b>6284</b>	APRIL-JUNE <b>9624</b>	APRIL-JUNE <b>12563</b>
JULY-SEPTEMBER <b>2829</b>	JULY-SEPTEMBER <b>10592</b>	JULY-SEPTEMBER <b>13305</b>
OCTOBER-DECEMBER <b>8103</b>	OCTOBER-DECEMBER <b>11363</b>	OCTOBER-DECEMBER <b>13808</b>
2021		
JANUARY-MARCH <b>14381</b>		
APRIL-JUNE <b>14891</b>		
JULY-SEPTEMBER <b>15322</b>		



### PERCENTAGE (%) CHANGE

QUARTER	NUMBER OF WEBSITES
JULY - SEPTEMBER 2018-2019	42% ▲
JULY - SEPTEMBER 2019-2020	26% ▲
JULY - SEPTEMBER 2019-2021	45% ▲
JULY - SEPTEMBER 2020-2021	15% ▲

\* **NOTE:** The table above summarizes the results with regards to the blocking procedure of illegal websites, which either do not hold a Class B license or offer illegal betting services. The procedure was implemented during the period of 2015 until September 2021. The results have been distributed on a quarterly basis. Comparing the second quarter of 2015 with the third quarter of 2016 no increase is recorded in the number of websites that have been blocked. However, when comparing the fourth quarter of 2016 with the third quarter of 2021 a significant increase of 520% is recorded. This is due to the blocking of illegal websites, that was employed on the 1st of November 2016 (4th quarter of 2016), and applied to legal entities who had not submitted an application for a Class B license and operated on a transitional level according to article 101(3) of the Betting Law.

**Authorised Agent** – means the person who provides betting services on account of a Class A licensed bookmaker

**Authority** – means the National Betting Authority

**Bet** – means any type of bet on sports events where the competitors are natural persons or on other type of events in which natural persons participate, which actually take place, provided that the winnings of each player are determined by the person who organises the bet, before or at the time of the placing of the bet, by reference both to the amount paid by each player in order to take part in the bet, as well as to the odds set for the specific bet, which is conducted pursuant to a Class A or B bookmaker's licence as specified in the Betting Law of 2019

**Betting Tax** – the amount of betting tax, for each accounting period, amounts to ten per cent (10%) on the net proceeds from the licensed Class A or B bookmaker's bet, for the corresponding accounting period

**Blocking List** - Internet service providers are obliged to apply a blocking system to prevent their clients/users from accessing betting service providers who do not hold a Class B license and to service providers, as established in sections 83, 84, 85, 86 and 87 of the Betting Law of 2019. The Authority makes available online the updated blocking list with the total number of websites that did not apply for a Class B license or offer illegal betting services at the link [blocking.nba.com.cy](http://blocking.nba.com.cy), as well as on the Authority's website [www.nba.gov.cy](http://www.nba.gov.cy)

**Class A bookmaker** – means the legal person for whom a bookmaker's license is issued and which authorizes the provision of carrying out betting services within licensed premises excluding Class B betting services and horse racing betting

**Class B bookmaker** – means the legal person for whom a bookmaker's license is issued and which authorizes the provision of online betting services

**Comprehensive income X (pay in)** – is the total amounts paid to Class A or B licensed bookmaker, for a particular accounting period, in relation to bets carried out by him

**Contribution tax** – the amount payable to the Authority as a contribution, amounts to three per cent (3%) of the net proceeds from bets from a Class A or B licensed bookmaker, for the corresponding accounting period

**Gross Gaming Revenue (GGR)** – is the amount of net proceeds from a bet from a Class A or B licensed bookmaker,

for a particular accounting period, and equals with (comprehensive income) pay in minus profit distribution (pay out)

**Licensed premises** – means the premises for which a license for premises is issued

**License for premises** – means the license to use the premises to provide Class A betting services

**Person** – means a natural or a legal person

**Person in charge of premises** – means the person who is named as the person responsible for the application of the provisions of the Betting Law of 2012 within the premises

**Profit distribution Y (pay out)** – is the total amounts paid by the Class A or B licensed bookmaker, for a particular period, as winnings to persons who bet, irrespective as to when the bets were placed or played

**Unlawful bet** – means a bet carried out contrary to the provisions of the Law or any other bet expressly prohibited by the provisions of the Law





**[www.nba.gov.cy](http://www.nba.gov.cy)**

Digeni Akrita 83, 1070, Nicosia

**Call centre:** 22 881800

**Email:** [info@nba.gov.cy](mailto:info@nba.gov.cy)

**[www.safergambling.gov.cy](http://www.safergambling.gov.cy)**

Digeni Akrita 83,1070, Nicosia

**Call centre:** 22 881800

**Email:** [info@responsiblegaming.gov.cy](mailto:info@responsiblegaming.gov.cy)



NATIONAL  
BETTING  
AUTHORITY

